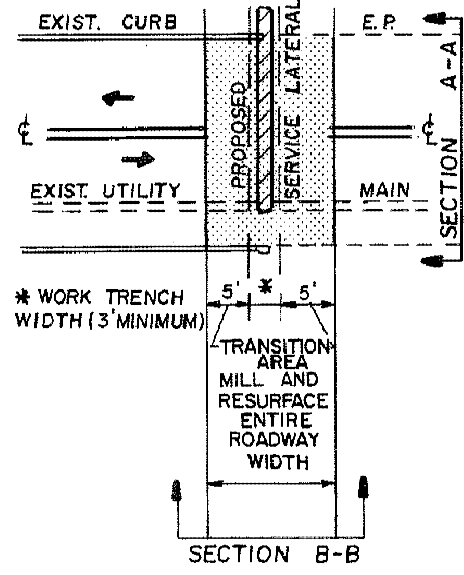


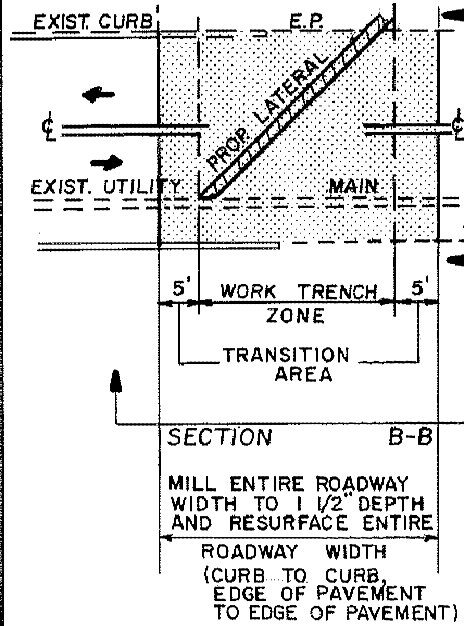
CASE "A"

LARGE PROJECT
TYPICAL LAYOUT LIMITS)



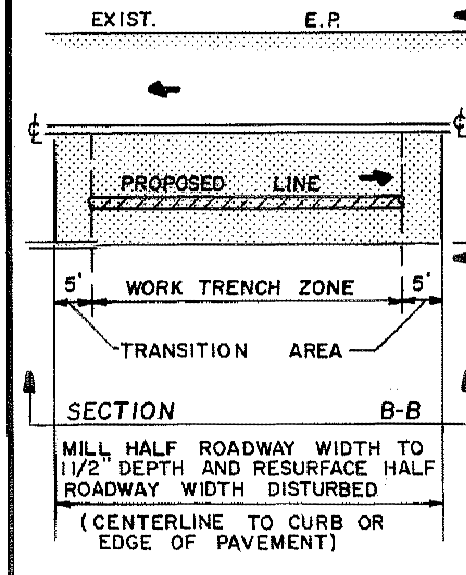
CASE "B"

PERPENDICULAR LATERAL SERVICE
CONNECTION



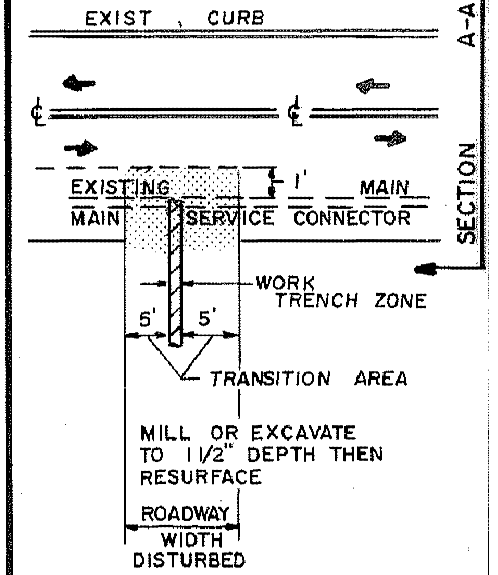
CASE "C"

DIAGONAL LATERAL



CASE "D"

LONG TRENCH
(IN TRAVEL LANE)
USE CASE "E" IF LONG TRENCH IS IN
PARKING LANE (NON-TRAVELED RIDING
LANE)



CASE "E"

SERVICE CONNECTOR OPENING IN
A) PARKING LANE
B) ROAD SHOULDER
C) NON - TRAVELED

**TRENCH REPLACEMENT
ROADS RESURFACED
LAST FIVE YEARS**

NTS
REVISED 10/28/2015

NOTE: ALL JOINTS ARE TO BE
RE-JUVINATED SO THAT THEY
ARE SEAMLESS