

2023 MUNICIPAL BUDGET


Municipal Budget of the _____ Township of Wayne Township, County of Passaic for the Fiscal Year 2023

It is hereby certified that the Budget and Capital Budget annexed hereto and hereby made a part hereof is a true copy of the Budget and Capital Budget approved by resolution of the Governing Body on the

7th day of June, 2023

and that public advertisement will be made in accordance with the provisions of N.J.S.A. 40A:4-6 and N.J.A.C. 5:30-4.4(d).

Certified by me, this 12th day of June, 2023

DocuSigned by:


172E70D62C0E2... Clerk
Paul Margiotta


Address
475 Valley Road Wayne NJ 07470

Address
973-694-1800

Phone Number

It is hereby certified that the approved Budget annexed hereto and hereby made a part is an exact copy of the original on file with the Clerk of the Governing Body, that all additions are correct, all statements contained herein are in proof, and the total of anticipated revenues equals the total of appropriations.

Certified by me, this 9th day of June, 2023

DocuSigned by:


52269F220741E20... Registered Municipal Accountant
woodcliff Lake NJ 97677


Address
300 Tice Boulevard Suite 315

Address
201-445-0504

Phone Number

It is hereby certified that the approved Budget annexed hereto and hereby made a part is an exact copy of the original on file with the Clerk of the Governing Body, that all additions are correct, all statements contained herein are in proof, the total of anticipated revenues equals the total of appropriations and the budget is in full compliance with the Local Budget Law, N.J.S.A. 40A:4-1 et seq.

Certified by me, this 9th day of June, 2023

DocuSigned by:


88A913B2B8754EC... Chief Financial Officer

DO NOT USE THESE SPACES

CERTIFICATION OF ADOPTED BUDGET

(Do not advertise this Certification form)

It is hereby certified that the amounts to be raised by taxation for local purposes has been compared with the approved Budget previously certified by me and any changes required as a condition to such approval have been made. The adopted budget is certified with respect to the foregoing only.

STATE OF NEW JERSEY
Department of Community Affairs
Director of the Division of Local Government Services

Dated: _____

By: _____

Local Examination? Yes No

SECTION 2 - UPON ADOPTION FOR YEAR 2023

RESOLUTION

Be it Resolved by the _____ of the _____ Township
of Wayne Township, County of Passaic that the budget hereinbefore set forth is hereby adopted and shall constitute an appropriation for the purposes stated of the sums therein set forth as appropriations, and authorization of the amount of:

- (a) \$ 64,184,457.00 (Item 2 below) for municipal purposes, and
- (b) \$ 0 (Item 3 below) for school purposes in Type I School Districts only (N.J.S.A. 18A:9-2) to be raised by taxation and,
- (c) \$ 0 (Item 4 below) to be added to the certificate of amount to be raised by taxation for local school purposes in Type II School Districts only (N.J.S.A. 18A:9-3) and certification to the County Board of Taxation of the following summary of general revenues and appropriations.
- (d) \$ 1,056,716.00 (Sheet 43) Open Space, Recreation, Farmland and Historic Preservation Trust Fund Levy
- (e) \$ 0 (Sheet 44) Arts and Culture Trust Fund Levy
- (f) \$ 3,920,919.00 (Item 5 Below) Minimum Library Tax

RECORDED VOTE
(Insert last name)

Ayes

DeStefano
Ettman
Jasterzbski
Varano
Mazzei

Nays

Ritter
Sadowski
Scuralli

Abstained

Absent

Sasso


SUMMARY OF REVENUES

1. General Revenues			
Surplus Anticipated	08-100		8,789,600.00
Miscellaneous Revenues Anticipated	13-099		15,546,735.00
Receipts from Delinquent Taxes	15-499		2,100,000.00
2. AMOUNT TO BE RAISED BY TAXATION FOR MUNICIPAL PURPOSED (Item 6(a), Sheet 11)			
	07-190		64,184,457.00
3. AMOUNT TO BE RAISED BY TAXATION FOR <u>SCHOOLS IN TYPE I SCHOOL DISTRICTS ONLY:</u>			
Item 6, Sheet 42	07-195	0	
Item 6(b), Sheet 11 (N.J.S.A. 40A:4-14)	07-191	0	
TOTAL AMOUNT TO BE RAISED BY TAXATION FOR SCHOOLS IN TYPE I SCHOOL DISTRICTS ONLY			0
4. To Be Added TO THE CERTIFICATE FOR THE AMOUNT TO BE RAISED BY TAXATION FOR <u>SCHOOLS IN TYPE II SCHOOL DISTRICTS ONLY:</u>			
Item 6(b), Sheet 11 (N.J.S.A. 40A:4-14)	07-191		0
5. AMOUNT TO BE RAISED BY TAXATION MINIMUM LIBRARY TAX			
	07-192		3,920,919.00
Total Revenues	13-299		94,541,711.00

SUMMARY OF APPROPRIATIONS

5. GENERAL APPROPRIATIONS:	XXXXXX	XXXXXXXXXXXXXXXXXX
Within "CAPS"	XXXXXX	XXXXXXXXXXXXXXXXXX
(a & b) Operations Including Contingent	34-201	\$ 29,459,537
(e) Deferred Charges and Statutory Expenditures - Municipal	34-209	\$ 8,032,872
(g) Cash Deficit	46-885	\$ 0
Excluded from "CAPS"	XXXXXX	XXXXXXXXXXXXXXXXXX
(a) Operations - Total Operations Excluded from "CAPS"	34-305	\$ 9,016,965
(c) Capital Improvements	44-999	\$ 582,594
(d) Municipal Debt Service	45-999	\$ 8,536,454
(e) Deferred Charges - Municipal	46-999	\$ 143,380
(f) Judgments	37-480	\$ 0
(n) Transferred to Board of Education for Use of Local Schools (N.J.S.A. 40:48-17.1 & 17.3)	29-405	\$ 0
(g) Cash Deficit	46-885	\$ 0
(k) For Local District School Purposes	29-410	\$ 0
(m) Reserve for Uncollected Taxes	50-899	\$ 6,950,000
6. SCHOOL APPROPRIATIONS - TYPE I SCHOOL DISTRICT ONLY (N.J.S.A. 40A:4-13)	07-195	0
Total Appropriations	34-499	\$ 94,541,711

It is hereby certified that the within budget is a true copy of the budget finally adopted by resolution of the Governing Body on the 7th day of June, 2023. It is further certified that each item of revenue and appropriation is set forth in the same amount and by the same title as appeared in the 2023 approved budget and all amendments thereto, if any, which have been previously approved by the Director of Local Government Services.

Certified by me this 12th day of June, 2023, DocuSigned by:

F7A2913DAE06 _____, Clerk

**Annual List of Change Orders Approved
Pursuant to N.J.A.C. 5:30-11**

Contracting Unit: Wayne Township

Year Ending: December 31, 2022


The following is a complete list of all change orders which caused the originally awarded contract price to be exceeded by more than 20 percent. For regulatory details please consult N.J.A.C. 5:30-11.1 et seq. Please identify each change order by name of the project.

NEW PRINCE CONCRETE CONSTRUCTION CO., INC. FOR WEST BELT PARKWAY RESURFACING
DOWNES TREE SERVICE CO., INC. FOR TREE REMOVAL SERVICES

For each change order listed above, submit with introduced budget a copy of the governing body resolution authorizing the change order and an Affidavit of Publication for the newspaper notice required by N.J.A.C. 5:30-11.9(d). (Affidavit must include a copy of the newspaper notice.)

If you have not had a change order exceeding the 20 percent threshold for the year indicated above, please check here and certify below.

06/12/2023
Date

DocuSigned by:

DocuSign Envelope ID: 581C54F0-63E1-40A3-AEF5-426680A054E1
Clerk of the Governing Body

General Instructions to Complete the Municipal Budget Workbook

- a) This workbook shall be used for completing the **Municipal Introduced and Adopted Budgets**.
- b) It is designed to automatically calculate amounts linked from various data entry points.
- c) The individual tabs containing formulas are locked to protect the formulas.
- d) Fill in only the gray sections of the worksheet.
- e) **Begin by navigating to the "Key Inputs" tab.**

Select the Municipality and County by clicking the dropdown menu. This will populate the Municipality, County, and dates throughout the workbook. Continue to complete each of the fields in order to populate throughout the workbook. **Enter the exact number of utilities and the utility types.** Do not skip sets of utility pages.
- f) In all applicable signature lines, insert the email address of the applicable official.
- g) **The completed Budget document must be saved as a Macro-Enabled Workbook.**

Once approved by the Governing Body, the completed Introduced Budget must be submitted to the Division
- h) via the FAST "Introduced Budget" record portal and it must be named as: **<municode>_introbudget_20xx (all 4 digits municode must be included).**

Once approved by the Governing Body, the completed Adopted Budget must be submitted to the Division via
- i) the FAST "Adopted Budget" record portal and it must be named as: **<municode>_adoptbudget_20xx (all 4 digits municode must be included).**
- j) Only the Chief Financial Officer has access to the "Submit for Review" tab within the FAST portal.
- k) If copying data from a prior workbook, copy and use **Paste Values** to preserve formatting.

On the Key Inputs tab, users can select "Standard" or "Expanded" for a variety of sections to reduce the number of unused pages throughout the document. The following sheets can be adjusted: Grant Revenues
- l) (9), Other Special Items of Revenue (10), General Appropriations (15), Grant Appropriations (24), and
- m) Capital Budget (40b, 40c, and 40d). **All sections are preset to "Standard" and should only be switched to "Expanded" if more pages are needed.**
- n) Please review the additional instructions "Quick Guide for completing the Municipal Budget" link below:
https://www.nj.gov/dca/divisions/dlgs/pdf/Budget_Document_Instructions.pdf

Information Required for Municipal Budget Document:	Municipal Budget Version 2023.1		
	Responses and Data		
Name and County of Municipality	Wayne Township, Passaic County		
Full Name of Municipality	TOWNSHIP OF WAYNE		
County of Municipality	PASSAIC		
Name of Municipality	WAYNE		
Type	TOWNSHIP		
Governing Body Type	COUNCIL MEMBERS		
Location	TOWNSHIP OF WAYNE		
Address	475 Valley Road		
Address	Wayne, NJ 07470		
Phone	973-694-1800		
Fax	973-694-9385		
Clerk	Paul V. Margiotta	Cert #	Date of Original Appt.
Tax Collector	Bethanne Territo	C-1543	6/18/2009
Chief Financial Officer	Heather L. McNamara	T-8049	
Registered Municipal Accountant	Gary W. Higgins	N-1537	
Municipal Attorney	Matt Giacobbe	CR-00405	
Newspaper	Herald News		
	Day	Month	
Date of Introduction	12	April	
Date of Advertisement	26	April	
Date of Public Hearing	17	May	
Time of Public Hearing	7:30pm		
Net Valuation Taxable Current		5,283,577,900	
Net Valuation Taxable Prior		5,279,130,400	
		4,447,500	
Budget Year	2023	Budget Year Type:	Calendar Year <i>Calendar or State Fiscal</i>
Municipal Code	1614		

How many utilities does municipality have?	2
Utility #	Utility Type
Utility 1	WATER & SEWER
Utility 2	RECREATION
Utility 3	
Utility 4	
Utility 5	
Utility 6	
Utility Assessment (Tab 37)	
Utility Assessment (Tab 38)	

Select "0" if you do not have any utilities.

Capital Improvement Program	
# of Years	6
Beginning Year	2023
Ending Year	2028

2023 Municipal Budget

of the TOWNSHIP of WAYNE County of
 PASSAIC for the fiscal year 2023.

Revenue and Appropriations Summaries

Summary of Revenues	Anticipated	
	2023	2022
1. Surplus	8,789,600.00	7,353,603.00
2. Total Miscellaneous Revenues	15,546,735.00	13,306,003.00
3. Receipts from Delinquent Taxes	2,100,000.00	2,100,000.00
4. a) Local Tax for Municipal Purposes	64,184,457.00	61,460,764.00
b) Addition to Local School District Tax		
c) Minimum Library Tax	3,920,919.00	3,637,917.00
Tot Amt to be Rsd by Taxes for Sup of Muni Bnd	68,105,376.00	65,098,681.00
Total General Revenues	94,541,711.00	87,858,287.00

Summary of Appropriations	2023 Budget	Final 2022 Budget
1. Operating Expenses: Salaries & Wages	31,819,909.00	31,195,449.00
Other Expenses	38,476,502.00	34,453,238.00
2. Deferred Charges & Other Appropriations	8,176,252.00	7,782,599.00
3. Capital Improvements	582,594.00	500,000.00
4. Debt Service (Include for School Purposes)	8,536,454.00	6,977,000.00
5. Reserve for Uncollected Taxes	6,950,000.00	6,950,000.00
Total General Appropriations	94,541,711.00	87,858,286.00
Total Number of Employees	432	432

2023 Dedicated	WATER & SEWER	Utility Budget
Summary of Revenues		Anticipated
		2023
		2022
1. Surplus		1,700,000.00
2. Miscellaneous Revenues		19,593,146.00
3. Deficit (General Budget)		
Total Revenues		21,293,146.00
Summary of Appropriations		2023 Budget
		Final 2022 Budget
1. Operating Expenses: Salaries & Wages		5,937,059.00
Other Expenses		12,658,789.00
2. Capital Improvements		
3. Debt Service		1,557,692.00
4. Deferred Charges & Other Appropriations		1,139,606.00
5. Surplus (General Budget)		
Total Appropriations		21,293,146.00
Total Number of Employees		51

2023 Dedicated	RECREATION	Utility Budget
Summary of Revenues		Anticipated
		2023
		2022
1. Surplus		190,000.00
2. Miscellaneous Revenues		924,000.00
3. Deficit (General Budget)		
Total Revenues		1,114,000.00
Summary of Appropriations		2023 Budget
		Final 2022 Budget
1. Operating Expenses: Salaries & Wages		572,413.00
Other Expenses		436,987.00
2. Capital Improvements		
3. Debt Service		
4. Deferred Charges & Other Appropriations		29,600.00
5. Surplus (General Budget)		75,000.00
Total Appropriations		1,114,000.00
Total Number of Employees		37

Balance of Outstanding Debt						
Bonds Outstanding		Municipal		Water & Sewer		Open Space
Interest		37,847,000.00		7,495,000.00		1,925,000.00
Principal		8,283,838.00		1,157,950.00		231,200.00
Outstanding Balance		46,130,838.00		8,652,950.00		2,156,200.00

Notice is hereby given that the budget and tax resolution was approved by the COUNCIL MEMBERS of the TOWNSHIP of WAYNE, County of PASSAIC on _____, 2023.

A hearing on the budget and tax resolution will be held at MUNICIPAL BUILDING, on MAY 17, 2023 at 7:30 o'clock PM at which time and place objections to the Budget and Tax Resolution for the year 2023 may be presented by taxpayers or other interested parties.

Copies of the budget are available in the office of CLERK at the Municipal Building, WAYNE New Jersey, 475 VALLEY ROAD, during the hours of 8:30 AM to 4:30pm.

TOWNSHIP OF WAYNE

SUMMARY OF 2023 BUDGET

Total Budget	94,541,711	100.0%	Future Budget Projections					
			2024	2025	2026	2027	2028	
Employee Costs:								
Salaries & Wages								
Sheet 17	31,819,909		102.00%	32,456,307	33,105,433	33,767,542	34,442,893	35,131,751
Sheet 25	-		102.00%	-	-	-	-	-
Total	<u>31,819,909</u>			<u>32,456,307</u>	<u>33,105,433</u>	<u>33,767,542</u>	<u>34,442,893</u>	<u>35,131,751</u>
Social Security								
Sheet 19	1,087,800		102.00%	1,109,556	1,131,747	1,154,382	1,177,470	1,201,019
Pensions etc.								
Sheet 19	1,785,403		102.00%	1,821,111	1,857,533	1,894,684	1,932,578	1,971,229
Sheet 19	4,985,669		105.00%	5,234,952	5,496,700	5,771,535	6,060,112	6,363,117
Sheet 19	-							
Sheet 20	-							
Insurance								
Sheet 14	<u>972,601</u>		106.00%	1,030,957	1,092,814	1,158,383	1,227,886	1,301,560
Direct Employee Costs	<u>40,651,382</u>	43.0%						
General Liability Insurance								
Sheet 14	<u>2,225,974</u>	2.4%	106%	2,359,532	2,501,104	2,651,171	2,810,241	2,978,855
Debt Service:								
Sheet 27	<u>8,536,454</u>	9.0%	102%	9,048,641	9,591,560	10,167,053	10,777,076	11,423,701
Reserve for Uncollected Taxes:								
Sheet 29	<u>6,950,000</u>	7.4%	0%	7,367,000	7,809,020	8,277,561	8,774,215	9,300,668
Capital Funds:								
Sheet 26a	<u>582,594</u>	0.6%	0%	617,550	654,603	693,879	735,512	779,642
Deferred Charges:								
Sheet 28	<u>143,380</u>	0.2%	0%	151,983	161,102	170,768	181,014	191,875
Grants:								
Sheet 25 (less Salaries & Wages above)	<u>782,879</u>	0.8%	0%	829,852	879,643	932,421	988,367	1,047,669
All Other Departmental OE's:								
Various Line Items	<u>34,669,048</u>	36.7%	102.00%	35,362,429	36,069,678	36,791,071	37,526,893	38,277,430
			Projected Budget Totals	<u>97,389,871</u>	<u>100,350,937</u>	<u>103,430,451</u>	<u>106,634,255</u>	<u>109,968,516</u>

TOWNSHIP OF WAYNE 2023 BUDGET FUNDING

Budget Funding:

Fund Balance	8,789,600
Local Revenues	10,169,043
State Aid	4,388,541
Grants	778,551
Delinquent Tax	2,100,000
Local Purpose Tax	68,105,376
	94,331,111

Ratables	5,283,577,900
Tax Rate	1.215
Increase	0.051

Project Tax Results

	2023	2024	2025	2026	2027
		25,000	50,000	75,000	100,000
		150,000	300,000	450,000	600,000
	97,389,871	100,175,937	103,080,451	106,109,255	109,268,516
	97,389,871	100,350,937	103,430,451	106,634,255	109,968,516

	5,291,577,900	5,299,577,900	5,307,577,900	5,315,577,900	5,323,577,900
	1.840	1.890	1.942	1.996	2.053
	0.626	0.050	0.052	0.054	0.056

LEVY CAP CAL					
<i>Prior Year</i>	68,105,376	97,389,871	100,175,937	103,080,451	106,109,255
<i>2%</i>	1,362,108	1,947,797	2,003,519	2,061,609	2,122,185
<i>Debt Service & Health</i>	145,000	145,000	145,000	145,000	145,000
<i>Ratables Added</i>	14,000	15,000	16,000	17,000	18,000
<i>CAP Max</i>	69,626,484	99,497,668	102,340,456	105,304,060	108,394,440
<i>Over / (Under) CAP</i>	27,763,387	678,269	739,995	805,196	874,076

COMPARISON OF REVENUES & APPROPRIATIONS

	<u>BUDGET YEAR</u>	<u>PRIOR YEAR</u>	<u>CHANGE</u>	<u>%</u>
REVENUES				
Surplus	8,789,600.00	7,353,603.00	1,435,997.00	19.53%
Local	10,379,643.00	7,880,436.00	2,499,207.00	31.71%
State Aid	4,388,541.00	4,358,676.00	29,865.00	0.69%
State & Federal Grants	778,551.00	1,066,891.00	(288,340.00)	-27.03%
Delinquent Tax	2,100,000.00	2,100,000.00	-	0.00%
Local Purpose Tax	64,184,457.00	61,460,764.00	2,723,693.00	4.43%
Minimum Library Tax	3,920,919.00	3,637,917.00	283,002.00	7.78%
School Tax (Debt Service)	-	-	-	#DIV/0!
Arts and Cultural Tax	-	-	-	#DIV/0!
TOTAL REVENUE	<u>94,541,711.00</u>	<u>87,858,287.00</u>	<u>6,683,424.00</u>	7.61%
APPROPRIATIONS				
Salaries & Wages	31,819,909.00	31,125,449.00	694,460.00	2.23%
Other Expenses	37,693,623.00	33,427,940.00	4,265,683.00	12.76%
Statutory & Deferred Charges	8,176,252.00	7,782,599.00	393,653.00	5.06%
State & Federal Grants	782,879.00	1,076,760.00	(293,881.00)	-27.29%
Capital (without grants)	582,594.00	500,000.00	82,594.00	16.52%
Debt Service	8,536,454.00	6,995,538.00	1,540,916.00	22.03%
School Debt Service	-	-	-	#DIV/0!
Reserve for Uncollected Taxes	6,950,000.00	6,950,000.00	-	0.00%
TOTAL APPROPRIATIONS	<u>94,541,711.00</u>	<u>87,858,286.00</u>	<u>6,683,425.00</u>	0.076071
Adopted Emergencies		(1.00)		

LOCAL TAX LEVY AND ASSESSED VALUES

	<u>BUDGET YEAR</u>	<u>PRIOR YEAR</u>	<u>CHANGE</u>	<u>%</u>
Local Purpose Tax Levy (only)	64,184,457.00	61,460,764.00	2,723,693.00	4.43%
Local Tax Rate	1.2148	1.1640	0.0508	4.36%
Assessed Valuation	5,283,577,900	5,279,130,400	4,447,500	0.08%

STATUS OF "CAPS"

	SPENDING CAP		2% LEVY CAP	
	<u>CAP @ 0.5%</u>	<u>CAP COLA</u>		
CAP Base from Prior Year	67,614,623.00	67,614,623.00	64,752,187.94 MAX	
Rate Applied	0.50%	3.50%	64,184,457.00 ACTUAL	
Allowable CAP	67,952,696.12	69,981,134.81	(567,730.94) + OR ()	
Additions:			Must be zero or () to	Introduce Budget
See Sheet 3b	211,270.66	211,270.66		
Other				
Total CAP Allowable	68,163,966.77	70,192,405.46		
Budget Expenditures Sheet 19	69,312,318.00	69,312,318.00		
Remaining or (Excess)	<u>(1,148,351.23)</u>	<u>880,087.46</u>		

CONDITION OF SURPLUS

	<u>BUDGET YEAR</u>	<u>PRIOR YEAR</u>	<u>CHANGE</u>
Available	26,474,144.00	22,836,009.00	3,638,135.00
Used to Fund Budget	8,789,600.00	7,353,603.00	1,435,997.00
Remaining Balance	17,684,544.00	15,482,406.00	2,202,138.00

% OF TAX COLLECTION

	<u>CURRENT</u>	<u>PRIOR</u>	<u>CHANGE</u>
Actual Percentage of Collection	99.07%	98.77%	0.30%
Used for Reserve for Taxes	97.71%	97.72%	-0.01%
Remaining	1.36%	1.05%	0.31%

**COMPUTATION OF APPROPRIATION:
RESERVE FOR UNCOLLECTED TAXES AND
AMOUNT TO BE RAISED BY TAXATION
IN 2023 MUNICIPAL BUDGET**

		YEAR 2023	YEAR 2022
1	Total General Appropriations for 2023 Municipal Budget Statement Item 8(L) (Exclusive of Reserve for Uncollected Taxes)	87,591,711.00	XXXXXXXXXXXX
2	Local District School Tax		163,614,679.00
	Actual		
	Estimate	160,679,723.65	XXXXXXXXXXXX
3	Regional School District Tax		
	Actual		
	Estimate		XXXXXXXXXXXX
4	Regional High School Tax		
	Actual		
	Estimate		XXXXXXXXXXXX
5	County Tax		68,860,767.00
	Actual		
	Estimate	73,882,488.58	XXXXXXXXXXXX
6	Special District Tax		
	Actual		
	Estimate		XXXXXXXXXXXX
7	Municipal Open Space		1,058,197.00
	Actual		
	Estimate	1,051,650.00	XXXXXXXXXXXX
8	Municipal Arts and Culture		
	Actual		
	Estimate		XXXXXXXXXXXX
9	Total General Appropriations & Other Taxes	323,205,573.23	
10	Less: Total Anticipated Revenues from 2023 in Municipal Budget (Item 5)	26,436,335.00	
11	Cash Required from 2023 to Support Local Municipal Budget and Other Taxes	296,769,238.23	
12	Amount of Item 11 divided by 97.71%		
	equals Amount to be Raised by Taxation (Percentage used must not exceed the applicable percentage shown by Item 13, Sheet 22)	303,719,238.23	
<u>Analysis of Item 12:</u>			
	Local School District Tax (Line 2 Above)	160,679,723.65	
	Regional School District Tax (Line 3 Above)	-	
	Regional High School Tax (Line 4 Above)	-	
	County Tax (Line 5 Above)	73,882,488.58	
	Special District Tax (Line 6 Above)	-	
	Municipal Open Space Tax (Line 7 Above)	1,051,650.00	
	Municipal Arts and Culture Tax (Line 8 Above)	-	
	Tax in Local Municipal Budget	68,105,376.00	
	Total Amount (Line 12)	303,719,238.23	
13	Appropriation: Reserve for Uncollected Taxes (Budget Statement, Item 8(M) (Item 12, Less Item 11)	6,950,000.00	
<u>Computation of "Tax in Local Municipal Budget"</u>			
	Item 1 - Total General Appropriations	87,591,711.00	
	Item 13 - Appropriation: Reserve for Uncollected Taxes	6,950,000.00	
	Subtotal	94,541,711.00	
	Less: Item 10 - Total Anticipated Revenues	26,436,335.00	
	Amount to Be Raised by Taxation in Municipal Budget	68,105,376.00	

Local Tax for Municipal Purpose	64,184,457.00
Addition to Local District School Tax	
Minimum Library Tax	3,920,919.00

2023 MUNICIPAL DATA SHEET

(MUST ACCOMPANY 2023 BUDGET)

CAP

MUNICIPALITY: TOWNSHIP OF WAYNE

COUNTY: PASSAIC

<u>Christopher P. Vergano</u> Mayor's Name	<u>December 31, 2025</u> Term Expires
--	---

Municipal Officials	
<u>Paul V. Margiotta</u> Municipal Clerk	{ <u>6/18/2009</u> Date of Orig. Appt.
<u>Bethanne Territo</u> Tax Collector	
<u>Heather L. McNamara</u> Chief Financial Officer	<u>C-1543</u> Cert. No.
<u>Gary W. Higgins</u> Registered Municipal Accountant	<u>T-8049</u> Cert. No.
<u>Matt Giacobbe</u> Municipal Attorney	<u>N-1537</u> Cert. No.
<div style="background-color: #cccccc; height: 20px; width: 100%;"></div>	<u>CR-00405</u> Lic. No.
<div style="background-color: #cccccc; height: 20px; width: 100%;"></div>	

Official Mailing Address of Municipality

TOWNSHIP OF WAYNE
475 Valley Road
Wayne, NJ 07470

Fax #: 973-694-9385

Governing Body Members	
Name	Term Expires
<u>Franco Mazzei</u>	<u>12/31/2023</u>
<u>Joseph Scuralli</u>	<u>12/31/2023</u>
<u>Francine Ritter</u>	<u>12/31/2023</u>
<u>Jonathan Ettman</u>	<u>12/31/2023</u>
<u>Al Sadowski</u>	<u>12/31/2023</u>
<u>Richard Jasterzbski</u>	<u>12/31/2023</u>
<u>Jill Sasso</u>	<u>12/31/2025</u>
<u>Jason DeStefano</u>	<u>12/31/2025</u>
<u>David Verano</u>	<u>12/31/2025</u>
<div style="background-color: #cccccc; height: 20px; width: 100%;"></div>	<div style="background-color: #cccccc; height: 20px; width: 100%;"></div>

2023 MUNICIPAL BUDGET

Municipal Budget of the TOWNSHIP of WAYNE, County of PASSAIC for the Fiscal Year 2023.

It is hereby certified that the Budget and Capital Budget annexed hereto and hereby made a part hereof is a true copy of the Budget and Capital Budget approved by resolution of the Governing Body on the

12 day of April, 2023
and that public advertisement will be made in accordance with the provisions of N.J.S.A. 40A:4-6 and N.J.A.C. 5:30-4.4(d).

Certified by me, this 12 day of April, 2023

margiottap@waynetownship.com

Clerk

475 Valley Road

Address

Wayne, NJ 07470

Address

973-694-1800

Phone Number

It is hereby certified that the approved Budget annexed hereto and hereby made a part is an exact copy of the original on file with the Clerk of the Governing Body, that all additions are correct, all statements contained herein are in proof, and the total of anticipated revenues equals the total of appropriations.

Certified by me, this 12 day of April, 2023

gahiggins@pkfod.com

Registered Municipal Accountant

Cranford, NJ 07016

Address

20 Commerce Dr, Suite 301

Address

908-272-6200

Phone Number

It is hereby certified that the approved Budget annexed hereto and hereby made a part is an exact copy of the original on file with the Clerk of the Governing Body, that all additions are correct, all statements contained herein are in proof, the total of anticipated revenues equals the total of appropriations and the budget is in full compliance with the Local Budget Law, N.J.S.A. 40A:4-1 et seq.

Certified by me, this 12 day of April, 2023

mcnamarah@waynetownship.com

Chief Financial Officer

DO NOT USE THESE SPACES

CERTIFICATION OF ADOPTED BUDGET

(Do not advertise this Certification form)

It is hereby certified that the amounts to be raised by taxation for local purposes has been compared with the approved Budget previously certified by me and any changes required as a condition to such approval have been made. The adopted budget is certified with respect to the foregoing only.

STATE OF NEW JERSEY
Department of Community Affairs
Director of the Division of Local Government Services

Dated: _____, 2023

By: _____

MUNICIPAL BUDGET NOTICE

Section 1.

Municipal Budget of the TOWNSHIP of WAYNE, County of PASSAIC for the Fiscal Year 2023

Be it Resolved, that the following statements of revenues and appropriations shall constitute the Municipal Budget for the year 2023;

Be it Further Resolved, that said Budget be published in the Herald News

in the issue of April 26, 2023

The Governing Body of the TOWNSHIP of WAYNE does hereby approve the following as the Budget for the year 2023:

RECORDED VOTE

(Insert Last Name)

Ayes

Jason DeStefano
Jonathan Ettman
Richard Jasterzbski
Jill Sasso
Joseph Scuralli
David Varano
Franco Mazzei

Nays

Francine Ritter
Al Sadowski

Abstained

Absent

Notice is hereby given that the Budget and Tax Resolution was approved by the COUNCIL MEMBERS of the TOWNSHIP of WAYNE, County of PASSAIC, on April 12, 2023.

A Hearing on the Budget and Tax Resolution will be held at TOWNSHIP OF WAYNE, on May 17, 2023 at 7:30pm o'clock P.M. at which time and place objections to said Budget and Tax Resolution for the year 2023 may be presented by taxpayers or other interested persons.

EXPLANATORY STATEMENT

SUMMARY OF CURRENT FUND SECTION OF APPROVED BUDGET

	YEAR 2023
General Appropriations For: (Reference to item and sheet number should be omitted in advertised budget)	XXXXXXXXXXXX
1. Appropriations within "CAPS" -	XXXXXXXXXXXX
(a) Municipal Purposes {(Item H-1, Sheet 19)(N.J.S.A. 40A:4-45.2)}	69,312,318.00
2. Appropriations excluded from "CAPS" -	XXXXXXXXXXXX
(a) Municipal Purposes {(Item H-2, Sheet 28)(N.J.S.A. 40A:4-53.3 as amended)}	18,279,393.00
(b) Local District School Purposes in Municipal Budget (Item K, Sheet 29)	-
Total General Appropriations excluded from "CAPS" (Item O, Sheet 29)	18,279,393.00
3. Reserve for Uncollected Taxes (Item M, Sheet 29) Based on Estimated	6,950,000.00
97.71% Percent of Tax Collections	
Building Aid Allowance 2023 - \$	[REDACTED]
for Schools-State Aid 2022 - \$	[REDACTED]
4. Total General Appropriations (Item 9, Sheet 29)	94,541,711.00
5. Less: Anticipated Revenues Other Than Current Property Tax (Item 5, Sheet 11) (i.e. Surplus, Miscellaneous Revenues and Receipts from Delinquent Taxes)	26,436,335.00
6. Difference: Amount to be Raised by Taxes for Support of Municipal Budget (as follows)	XXXXXXXXXXXX
(a) Local Tax for Municipal Purposes Including Reserve for Uncollected Taxes (Item 6(a), Sheet 11)	64,184,457.00
(b) Addition to Local District School Tax (Item 6(b), Sheet 11)	-
(c) Minimum Library Tax	3,920,919.00

EXPLANATORY STATEMENT - (Continued)

SUMMARY OF 2022 APPROPRIATIONS EXPENDED AND CANCELED

	General Budget	WATER & SEWER Utility	RECREATION Utility	Utility	Utility	Utility	Utility
Budget Appropriations - Adopted Budget	87,316,410.00	20,542,537.00	1,046,596.00	-	-	-	-
Budget Appropriations Added by N.J.S.A. 40A:4-87	541,876.00						
Emergency Appropriations	-	-	-	-	-	-	-
Total Appropriations	87,858,286.00	20,542,537.00	1,046,596.00	-	-	-	-
<u>Expenditures:</u>							
Paid or Charged (Including Reserve for Uncollected Taxes)	84,764,207.00	19,024,919.00	939,442.00	-	-	-	-
Reserved	3,094,078.00	1,517,618.00	27,154.00	-	-	-	-
Unexpended Balances Canceled	1.00	-	80,000.00	-	-	-	-
Total Expenditures and Unexpended Balances Canceled	87,858,286.00	20,542,537.00	1,046,596.00	-	-	-	-
Overexpenditures *	-	-	-	-	-	-	-

EXPLANATORY STATEMENT - (Continued)

BUDGET MESSAGE

<u>CAP CALCULATION</u>		<u>CAP CALCULATION</u>	
Total General Appropriations for 2022	87,316,411.00	Allowable Operating Appropriations before	
Cap Base Adjustment:		Additional Exceptions per (N.J.S.A. 40A:4-45.3)	69,304,988.58
Subtotal	87,316,411.00		
Exceptions Less:		Additions:	
Total Other Operations	4,547,116.00	New Construction (Assessor Certification)	211,270.66
Total Uniform Construction Code		2021 Cap Bank Utilized	
Total Interlocal Service Agreement	192,787.00	2022 Cap Bank Utilized	
Total Additional Appropriations			
Total Capital Improvements	500,000.00		
Total Debt Service	6,977,000.00	Total Additions	211,270.66
Transferred to Board of Education			
Type I School Debt		Maximum Appropriations within "CAPS" Sheet 19 @ 2.5%	<u>69,516,259.23</u>
Total Public & Private Programs	534,885.00		
Judgements			
Total Deferred Charges		Additional Increase to COLA rate. 3.5%	
Cash Deficit		Amount of Increase allowable. 1.0%	<u>676,146.23</u>
Reserve for Uncollected Taxes	6,950,000.00		
Total Exceptions	19,701,788.00	Maximum Appropriations within "CAPS" Sheet 19 @ 3.5%	<u>70,192,405.46</u>
Amount on Which CAP is Applied	67,614,623.00		
<u>2.5%</u> CAP	<u>1,690,365.58</u>	Total General Appropriations for Municipal Purposes	<u>69,312,318.00</u>
Allowable Operating Appropriations before		(Sheet 19, H-1)	
Additional Exceptions per (N.J.S.A. 40A:4-45.3)	69,304,988.58	Over or (Under) Appropriations Cap	<u>(880,087.46)</u>

NOTE:

Sheet 3b

MANDATORY MINIMUM BUDGET MESSAGE MUST INCLUDE A SUMMARY OF:

- 1. HOW THE "CAP" WAS CALCULATED. (Explain in words what the "CAPS" mean and show the figures.)**
- 2. A SUMMARY BY FUNCTION OF THE APPROPRIATIONS THAT ARE SPREAD AMONG MORE THAN ONE OFFICIAL LINE ITEM (e.g. if Police S & W appears in the regular section and also under "Operation Excluded from "CAPS" section, combine the figures for purposes of citizen understanding.)**

EXPLANATORY STATEMENT - (Continued)

BUDGET MESSAGE

RECAP OF GROUP INSURANCE APPROPRIATION

Following is a recap of the Municipality's Employee Group Insurance

Estimated Group Insurance Costs - 2023 \$ 19,454,269.00

Estimated Amounts to be Contributed by Employees:

Contribution from all eligible emp. 4,150,000.00

15,304,269.00

Budgeted Group Insurance - Inside CAP 12,195,824.00

Budgeted Group Insurance - Utilities 1,804,166.00

Budgeted Group Insurance - Outside CAP -

TOTAL **13,999,990.00**

Instead of receiving Health Benefits, 66 employees have elected an opt-out for 2023. This opt-out amount is budgeted separately.

Health Benefits Waiver

Salaries and Wages \$ 225,000.00

Health Coverage	19,128,118
Employee Waiver	225,000
Group Life Insurance	<u>101,151</u>
	<u>19,454,269</u>

Anticipated from the Trust Fund	(3,125,000)
Estimated Employee contribution Chp. 78	<u>(1,050,000)</u>
	<u>(4,150,000)</u>
	<u>15,279,269</u>

Construction Code Share of Cost	310,526
Fire Bureau Share of Cost	151,367
Library Share of Cost	817,386
Current Fund Budget Appropriation	<u>12,195,824</u>
CF Budgeted Group Insurance - Inside CAP	<u>13,475,103</u>

Water/Sewer Utility Share of Cost	1,787,230
Recreation Utility	<u>16,936</u>
	<u>1,804,166</u>
	<u>15,279,269</u>

-

EXPLANATORY STATEMENT - (Continued)

BUDGET MESSAGE

NEW JERSEY 2010 LOCAL UNIT LEVY CAP LAW

P.L. 2007, c. 62, was amended by P.L. 2008 c. 6 and P.L. 2010 c. 44 (S-29 R1). The last amendment reduces the 4% to 2% and modifies some of the exceptions and exclusions. It also removes the LFB waiver. The voter referendum now requires a vote in excess of only 50% which is reduced from the original 60% in P.L. 2007, c. 62.

SUMMARY LEVY CAP CALCULATION

LEVY CAP CALCULATION

Prior Year Amount to be Raised by Taxation	61,460,764.00
Less:	
Less: Prior Year Deferred Charges to Future Taxation Unfunded	
Less: Prior Year Deferred Charges: Emergencies	
Less: Prior Year Recycling Tax	66,000.00
Less:	
Less:	
Net Prior Year Tax Levy for Municipal Purpose Tax for CAP Calculation	<u>61,394,764.00</u>
Plus 2% CAP Increase	<u>1,227,895.28</u>
ADJUSTED TAX LEVY	<u>62,622,659.28</u>
Plus: Assumption of Service/Function	
ADJUSTED TAX LEVY PRIOR TO EXCLUSIONS	<u>62,622,659.28</u>

ADJUSTED TAX LEVY PRIOR TO EXCLUSIONS

62,622,659.28

Exclusions:

Allowable Shared Service Agreements Increase	
Allowable Health Insurance Costs Increase	
Allowable Pension Obligations Increases	98,131.00
Allowable LOSAP Increase	32,236.00
Allowable Capital Improvements Increase	82,594.00
Allowable Debt Service and Capital Leases Inc.	1,495,917.00
Recycling Tax appropriation	66,000.00
Deferred Charge to Future Taxation Unfunded	143,380.00
Current Year Deferred Charges: Emergencies	

Add Total Exclusions	<u>1,918,258.00</u>
Less Cancelled or Unexpended Waivers	
Less Cancelled or Unexpended Exclusions	

ADJUSTED TAX LEVY

64,540,917.28

Additions:

New Ratables - Increase for new construction	18,150,400
Prior Year's Local Purpose Tax Rate (per \$100)	<u>1.164</u>
New Ratable Adjustment to Levy	211,270.66
Amounts approved by Referendum	
Levy CAP Bank Applied	

MAXIMUM ALLOWABLE AMOUNT TO BE RAISED BY TAXATION

64,752,187.94

AMOUNT TO BE RAISED BY TAXATION FOR MUNICIPAL PURPOSES

64,184,457.00

OVER OR (UNDER) 2% LEVY CAP

(567,730.94)

(must be equal or under for Introduction)

EXPLANATORY STATEMENT - (Continued)

BUDGET MESSAGE

"2010" LEVY CAP BANKS:

2020

Maximum Allowable Amount to be Raised by Taxation	
Amount to be Raised by Taxation for Municipal Purpose	
Available for Banking (CY 2023)	556,094
Amount Used in CY 2023	
Balance to Expire	<u>556,094</u>

2021

Maximum Allowable Amount to be Raised by Taxation	
Amount to be Raised by Taxation for Municipal Purpose	
Available for Banking (CY 2023 - CY 2024)	2,294,682
Amount Used in CY 2023	
Balance to Carry Forward (CY 2024)	<u>2,294,682</u>

2022

Maximum Allowable Amount to be Raised by Taxation	61,593,215
Amount to be Raised by Taxation for Municipal Purpose	<u>61,460,764</u>
Available for Banking (CY 2023 - CY 2025)	132,451
Amount Used in CY 2023	
Balance to Carry Forward (CY 2024 - CY2025)	<u>132,451</u>

2023

Maximum Allowable Amount to be Raised by Taxation	64,752,188
Amount to be Raised by Taxation for Municipal Purpose	<u>64,184,457</u>
Available for Banking (CY 2024 - CY 2026)	567,731

Total Levy CAP Bank

2,994,864

CURRENT FUND - ANTICIPATED REVENUES

GENERAL REVENUES	FCOA	Anticipated		Realized in
		2023	2022	Cash in 2022
1. Surplus Anticipated	08-101	8,789,600.00	7,353,603.00	7,353,603.00
2. Surplus Anticipated with Prior Written Consent of Director of Local Government Services	08-102			
Total Surplus Anticipated	08-100	8,789,600.00	7,353,603.00	7,353,603.00
3. Miscellaneous Revenues - Section A: Local Revenues	xxxxxxx	xxxxxxxxxxx	xxxxxxxxxxx	xxxxxxxxxxx
Licenses:	xxxxxxx	xxxxxxxxxxx	xxxxxxxxxxx	xxxxxxxxxxx
Alcoholic Beverages	08-103	160,000.00	130,000.00	181,175.00
Other	08-104	200,000.00	190,000.00	227,100.00
Fees and Permits	08-105	398,000.00	280,000.00	424,653.00
Fines and Costs:	xxxxxxx	xxxxxxxxxxx	xxxxxxxxxxx	xxxxxxxxxxx
Municipal Court	08-110	512,000.00	590,000.00	537,944.00
Other	08-109	5,000.00	5,000.00	7,858.00
Interest and Costs on Taxes	08-112	900,000.00	600,000.00	1,004,080.00
Interest and Costs on Assessments	08-115			
Parking Meters	08-111			
Interest on Investments and Deposits	08-113	690,000.00	180,000.00	696,930.00
Anticipated Utility Operating Surplus	08-114			

CURRENT FUND - ANTICIPATED REVENUES - (Continued)

GENERAL REVENUES	FCOA	Anticipated		Realized in
		2023	2022	Cash in 2022
3. Miscellaneous Revenues - Section A: Local Revenues (continued)				

CURRENT FUND - ANTICIPATED REVENUES - (Continued)

GENERAL REVENUES	FCOA	Anticipated		Realized in
		2023	2022	Cash in 2022
3. Miscellaneous Revenues - Section A: Local Revenues (continued)				

CURRENT FUND - ANTICIPATED REVENUES - (Continued)

GENERAL REVENUES	FCOA	Anticipated		Realized in
		2023	2022	Cash in 2022
3. Miscellaneous Revenues - Section A: Local Revenues (continued)				
Fees for Professional Services - Department of Health and Welfare	08-125	9,000.00	20,000.00	9,442.00
Fees and Permits - Ball Field Maintenance	08-134	75,000.00	50,000.00	78,500.00
Hotel Occupancy Tax	08-107	662,000.00	430,000.00	672,558.00
Total Section A: Local Revenue	08-001	3,611,000.00	2,475,000.00	3,840,240.00

CURRENT FUND - ANTICIPATED REVENUES - (Continued)

GENERAL REVENUES	FCOA	Anticipated		Realized in
		2023	2022	Cash in 2022
3. Miscellaneous Revenues - Section B: State Aid Without Offsetting Appropriations				
Transitional Aid	09-212			
Consolidated Municipal Property Tax Relief Aid	09-200			
Energy Receipts Tax (P.L. 1997, Chapters 162 & 167)	09-202	4,388,541.00	4,358,676.00	4,358,676.00
Total Section B: State Aid Without Offsetting Appropriations	09-001	4,388,541.00	4,358,676.00	4,358,676.00

CURRENT FUND - ANTICIPATED REVENUES - (Continued)

GENERAL REVENUES	FCOA	Anticipated		Realized in Cash in 2022
		2023	2022	
3. Miscellaneous Revenues - Section C: Dedicated Uniform Construction Code Fees Offset with Appropriations (N.J.S.A. 40A:4-36 and N.J.A.C. 5:23-4.17)				
	XXXXXXX	XXXXXXXXXXXX	XXXXXXXXXXXX	XXXXXXXXXXXX
Uniform Construction Code Fees	08-160	1,619,996.00	1,500,000.00	1,619,996.00
Special Item of General Revenue Anticipated with Prior Written Consent of Director of Local Government Services:	XXXXXXX	XXXXXXXXXXXX	XXXXXXXXXXXX	XXXXXXXXXXXX
Additional Dedicated Uniform Construction Code Fees Offset with Appropriations (N.J.S.A. 40A:4-45.3h and N.J.A.C. 5:23-4.17)	XXXXXXX	XXXXXXXXXXXX	XXXXXXXXXXXX	XXXXXXXXXXXX
Uniform Construction Code Fees	08-160			
Total Section C: Dedicated Uniform Construction Code Fees Offset with Appropriations	08-002	1,619,996.00	1,500,000.00	1,619,996.00

CURRENT FUND - ANTICIPATED REVENUES - (Continued)

GENERAL REVENUES	FCOA	Anticipated		Realized in Cash in 2022
		2023	2022	
3. Miscellaneous Revenues - Section D: Special Items of General Revenue Anticipated With Prior Written Consent of the Director of Local Government Services Shared Service Agreements Offset With Appropriations:	xxxxxxx	xxxxxxxxxxx	xxxxxxxxxxx	xxxxxxxxxxx

CURRENT FUND - ANTICIPATED REVENUES - (Continued)

GENERAL REVENUES	FCOA	Anticipated		Realized in
		2023	2022	Cash in 2022
3. Miscellaneous Revenues - Section D: Special Items of General Revenue Anticipated				
With Prior Written Consent of the Director of Local Government Services				
Shared Service Agreements Offset With Appropriations:	xxxxxxx	xxxxxxxxxxx	xxxxxxxxxxx	xxxxxxxxxxx

CURRENT FUND - ANTICIPATED REVENUES - (Continued)

GENERAL REVENUES	FCOA	Anticipated		Realized in
		2023	2022	Cash in 2022
3. Miscellaneous Revenues - Section D: Special Items of General Revenue Anticipated				
 With Prior Written Consent of the Director of Local Government Services				
 Shared Service Agreements Offset With Appropriations:	xxxxxxx	xxxxxxxxxxx	xxxxxxxxxxx	xxxxxxxxxxx
Agreement - Borough of Totowa / Health Services	11-115	30,300.00		
Agreement - Borough of Pompton Lakes / Health Services	11-114	88,717.00	86,978.00	130,467.00
Agreement - Township of Cedar Grove / Animal Control Services	11-116	37,414.00	35,633.00	29,694.00
Agreement - Township of Verona / Animal Control Services	11-117	36,672.00	34,926.00	40,557.00
Agreement - Township of Woodland Park / Animal Control Services	11-118	37,013.00	35,250.00	46,161.00
Total Section D: Shared Service Agreements Offset With Appropriations	11-001	230,116.00	192,787.00	246,879.00

CURRENT FUND - ANTICIPATED REVENUES - (Continued)

GENERAL REVENUES	FCOA	Anticipated		Realized in
		2023	2022	Cash in 2022
3. Miscellaneous Revenues - Section E: Special Items of General Revenue Anticipated				
With Prior Written Consent of the Director of Local Government Services -				
Additional Revenues Offset with Appropriations (N.J.S.A. 40A:4-45.3h):	xxxxxxx	xxxxxxxxxxx	xxxxxxxxxxx	xxxxxxxxxxx
Tree Removal - GALREH	08-100	210,600.00		
Total Section E: Special Item of General Revenue Anticipated with Prior Written	xxxxxxx	xxxxxxxxxxx	xxxxxxxxxxx	xxxxxxxxxxx
Consent of Director of Local Government Services - Additional Revenues	08-003	210,600.00	-	-

CURRENT FUND - ANTICIPATED REVENUES - (Continued)

GENERAL REVENUES	FCOA	Anticipated		Realized in
		2023	2022	Cash in 2022
3. Miscellaneous Revenues - Section F: Special Items of General Revenue Anticipated				
With Prior Written Consent of Director of Local Government Services - Public and				
Private Revenues Offset with Appropriations:	xxxxxxx	xxxxxxxxxxx	xxxxxxxxxxx	xxxxxxxxxxx
				-
Tree Planting Donation (N.J.S.A. 40A:4-87) Reserve	12-691	10,000.00	10,000.00	
Recycling Tonnage Grant Reserve	10-569	108,838.00	106,341.00	106,341.00
Municipal Alliance on Alcoholism and Drug Abuse	10-506		17,312.00	17,312.00
Safe and Secure Communities Program P.L. 1994	10-503	38,814.00	32,400.00	32,400.00
State Aid Body Armor	10-505	7,483.00	4,894.00	4,894.00
Drunk Driving Enforcement Fund	10-510			
Clean Communities Program	10-602		107,760.00	107,760.00
Municipal Court Administration	12-576	5,000.00	5,000.00	5,000.00
Police Grants - Division of Highway Safety, Enforcement & Education	12-501	20,000.00	15,000.00	15,000.00
Cablevision Local Grant	10-877	9,375.00	9,375.00	9,375.00
Enhancing Local Public Health Program Infrastructure	10-779	449,956.00		
2021 Bodyworn Cameras	10-502		254,750.00	254,750.00
Sustainable Enforcement	12-501	85,725.00	80,000.00	80,000.00
Drive Sober	10-509		7,255.00	7,255.00
				-
				-
				-
				-

CURRENT FUND - ANTICIPATED REVENUES - (Continued)

GENERAL REVENUES	FCOA	Anticipated		Realized in
		2023	2022	Cash in 2022
3. Miscellaneous Revenues - Section F: Special Items of General Revenue Anticipated				
 With Prior Written Consent of Director of Local Government Services - Public and				
 Private Revenues Offset with Appropriations (Continued):	xxxxxxx	xxxxxxxxxxx	xxxxxxxxxxx	xxxxxxxxxxx
				-
Body Armor Replacement Fund 2021	10-505		23,057.00	23,057.00
Body Armor Replacement Fund 2022	10-505		22,441.00	22,441.00
National Opioid Settlement	10-830	43,360.00	17,321.00	17,321.00
COVID 19 Vaccination Additional Supplemental Program	10-857		50,000.00	50,000.00
Safe Corridor	10-518		20,706.00	20,706.00
Strengthening Local Public Health Capacity Program 2022	10-857		274,735.00	274,735.00
MAP DMHAS Youth Leadership	10-506		8,544.00	8,544.00
				-
				-
				-
				-
				-
				-
				-
				-
				-
Total Section F: Special Item of General Revenue Anticipated with Prior Written	xxxxxxx	xxxxxxxxxxx	xxxxxxxxxxx	xxxxxxxxxxx
 Consent of Director of Local Government Services - Public and Private Revenues	10-001	778,551.00	1,066,891.00	1,056,891.00

CURRENT FUND - ANTICIPATED REVENUES - (Continued)

GENERAL REVENUES	FCOA	Anticipated		Realized in
		2023	2022	Cash in 2022
3. Miscellaneous Revenues - Section G: Special Items of General Revenue Anticipated				
With Prior Written Consent of Director of Local Government Services - Other Special				
Items:	xxxxxxx	xxxxxxxxxxx	xxxxxxxxxxx	xxxxxxxxxxx
Utility Operating Surplus of Prior Year	08-116			

CURRENT FUND - ANTICIPATED REVENUES - (Continued)

GENERAL REVENUES	FCOA	Anticipated		Realized in
		2023	2022	Cash in 2022
3. Miscellaneous Revenues - Section G: Special Items of General Revenue Anticipated				
With Prior Written Consent of Director of Local Government Services - Other Special				
Items:	xxxxxxx	xxxxxxxxxxx	xxxxxxxxxxx	xxxxxxxxxxx
Uniform Fire Safety Act	08-106	418,900.00	300,000.00	461,519.00
Police Entrance Exams	08-246	50,000.00		
Reserve for Payment of Bonds - General Capital Fund	08-227	750,000.00	680,000.00	680,000.00
Detention Basin Maintenance - Trust Other	08-245	5,000.00	5,000.00	5,000.00
Drainage Maintenance Trust Other	08-245	5,000.00	5,000.00	5,000.00
Anticipated Surplus - General Capital Fund	08-228			
Recreation Utility Portion of Debt Service	08-244	75,000.00	75,000.00	75,000.00
Jr. Police Academy	08-240	5,000.00		
Cell Phone Tower	08-241	300,000.00		
Reserve for Vending Account, Special & Sport Official	08-240		-	
Premium on Notes and Bond Sale (Reserve for Bond Payment Costs)	08-243	200,000.00	225,000.00	225,000.00
Agreement - Wayne Board of Education / Cops in School	08-240	447,684.00	196,674.00	261,293.00
New Jersey Municipal Relief Fund Aid	08-245	225,373.00		
American Rescue Plan Act 2021	08-246	2,225,974.00	2,225,975.00	2,225,975.00
Total Section G: Special Items of General Revenue Anticipated with Prior Written	xxxxxxx	xxxxxxxxxxx	xxxxxxxxxxx	xxxxxxxxxxx
Consent of Director of Local Government Services - Other Special Items	08-004	4,707,931.00	3,712,649.00	3,938,787.00

CURRENT FUND - ANTICIPATED REVENUES - (Continued)

GENERAL REVENUES	FCOA	Anticipated		Realized in
		2023	2022	Cash in 2022
Summary of Revenues				
	XXXXX	XXXXXXXXXXXX	XXXXXXXXXXXX	XXXXXXXXXXXX
1. Surplus Anticipated (Sheet 4, #1)	08-101	8,789,600.00	7,353,603.00	7,353,603.00
2. Surplus Anticipated with Prior Written Consent of Director of Local Government Services (Sheet 4, #2)	08-102	-	-	-
3. Miscellaneous Revenues:	XXXXX	XXXXXXXXXXXX	XXXXXXXXXXXX	XXXXXXXXXXXX
Total Section A: Local Revenues	08-001	3,611,000.00	2,475,000.00	3,840,240.00
Total Section B: State Aid Without Offsetting Appropriations	09-001	4,388,541.00	4,358,676.00	4,358,676.00
Total Section C: Dedicated Uniform Construction Code Fees Offset with Appropriations	08-002	1,619,996.00	1,500,000.00	1,619,996.00
Total Section D: Special Items of General Revenue Anticipated with Prior Written Consent of Director of Local Government Services - Shared Service Agreements	11-001	230,116.00	192,787.00	246,879.00
Total Section E: Special Items of General Revenue Anticipated with Prior Written Consent of Director of Local Government Services - Additional Revenues	08-003	210,600.00	-	-
Total Section F: Special Items of General Revenue Anticipated with Prior Written Consent of Director of Local Government Services - Public and Private Revenues	10-001	778,551.00	1,066,891.00	1,056,891.00
Total Section G: Special Items of General Revenue Anticipated with Prior Written Consent of Director of Local Government Services - Other Special Items	08-004	4,707,931.00	3,712,649.00	3,938,787.00
Total Miscellaneous Revenues	13-099	15,546,735.00	13,306,003.00	15,061,469.00
4. Receipts from Delinquent Taxes	15-499	2,100,000.00	2,100,000.00	3,348,807.00
5. Subtotal General Revenues (Items 1, 2, 3 and 4)	13-199	26,436,335.00	22,759,606.00	25,763,879.00
6. Amount to be Raised by Taxes for Support of Municipal Budget:	XXXXX	XXXXXXXXXXXX	XXXXXXXXXXXX	XXXXXXXXXXXX
a) Local Tax for Municipal Purposes Including Reserve for Uncollected Taxes	07-190	64,184,457.00	61,460,764.00	XXXXXXXXXXXX
b) Addition to Local District School Tax	07-191	-		XXXXXXXXXXXX
c) Minimum Library Tax	07-192	3,920,919.00	3,637,917.00	XXXXXXXXXXXX
Total Amount to be Raised by Taxes for Support of Municipal Budget	07-199	68,105,376.00	65,098,681.00	67,366,198.00
7. Total General Revenues	13-299	94,541,711.00	87,858,287.00	93,130,077.00

CURRENT FUND - APPROPRIATIONS

8. GENERAL APPROPRIATIONS (A) Operations - within "CAPS"	FCOA		Appropriated				Expended 2022	
			for 2023	for 2022	for 2022 By Emergency Appropriation	Total for 2022 As Modified By All Transfers	Paid or Charged	Reserved
Administrative & Executive						-		-
Salaries & Wages	20-100	1	600,791.00	556,481.00		556,481.00	551,469.00	5,012.00
Other Expenses	20-100	2	18,263.00	17,906.00		17,906.00	7,153.00	10,753.00
Cable Casting						-		-
Salaries & Wages	20-100	1	2,500.00	2,500.00		2,500.00	2,500.00	-
Other Expenses	20-100	2	13,450.00	13,450.00		13,450.00	7,810.00	5,640.00
Environmental Commission						-		-
Other Expenses	20-100	2	21,000.00	1,000.00		1,000.00	400.00	600.00
Office of the Mayor						-		-
Salaries & Wages	20-110	1	99,703.00	89,747.00		89,747.00	84,359.00	5,388.00
Other Expenses	20-110	2	4,692.00	4,600.00		4,600.00	4,226.00	374.00
Office of the Clerk						-		-
Salaries & Wages	20-120	1	427,496.00	396,778.00		396,778.00	396,373.00	405.00
Other Expenses	20-120	2	152,054.00	122,054.00		132,054.00	122,951.00	9,103.00
Division of Treasury						-		-
Salaries & Wages	20-130	1	422,276.00	419,317.00		419,317.00	410,173.00	9,144.00
Other Expenses	20-130	2	102,410.00	99,410.00		99,410.00	89,848.00	9,562.00
Division of Management Information Systems						-		-
Salaries & Wages	20-140	1	418,270.00	414,270.00		414,270.00	374,072.00	40,198.00
Other Expenses	20-140	2	381,401.00	379,101.00		491,799.00	480,769.00	11,030.00

CURRENT FUND - APPROPRIATIONS

8. GENERAL APPROPRIATIONS	FCOA		Appropriated				Expended 2022	
(A) Operations - within "CAPS" - (continued)			for 2023	for 2022	for 2022 By Emergency Appropriation	Total for 2022 As Modified By All Transfers	Paid or Charged	Reserved
Division of Revenue Collection						-		-
Salaries & Wages	20-145	1	176,797.00	135,777.00		135,777.00	121,197.00	14,580.00
Other Expenses	20-145	2	15,845.00	14,137.00		14,137.00	8,948.00	5,189.00
Division of Assessments						-		-
Salaries & Wages	20-150	1	337,612.00	317,830.00		317,830.00	302,600.00	15,230.00
Other Expenses	20-150	2	288,800.00	288,800.00		288,800.00	210,785.00	78,015.00
Legal Services and Costs						-		-
Salaries & Wages	20-155	1	403,178.00	379,052.00		379,052.00	369,916.00	9,136.00
Other Expenses	20-155	2	103,950.00	103,950.00		103,950.00	12,293.00	91,657.00
Division of Engineering						-		-
Salaries & Wages	20-165	1	528,838.00	524,720.00		524,720.00	427,060.00	97,660.00
Other Expenses	20-165	2	81,200.00	75,985.00		75,985.00	61,421.00	14,564.00
Industrial Commission						-		-
Salaries & Wages	20-170	1				-		-
Other Expenses	20-170	2	7,000.00	7,000.00		7,000.00	7,000.00	-
Historical Commission (R.S. 40:10-1)						-		-
Salaries & Wages	20-175	1		-		-		-
Other Expenses	20-175	2	7,200.00	7,000.00		7,000.00	1,390.00	5,610.00
Other Expenses -Wayne Historical House Museum	20-175	2	52,000.00	52,000.00		52,000.00	52,000.00	-
						-		-

CURRENT FUND - APPROPRIATIONS

8. GENERAL APPROPRIATIONS (A) Operations - within "CAPS" - (continued)	FCOA		Appropriated				Expended 2022	
			for 2023	for 2022	for 2022 By Emergency Appropriation	Total for 2022 As Modified By All Transfers	Paid or Charged	Reserved
Department of Planning						-		-
Salaries & Wages	21-180	1	354,352.00	316,320.00		316,320.00	301,609.00	14,711.00
Other Expenses	21-180	2	306,825.00	317,075.00		317,075.00	294,573.00	22,502.00
Board of Adjustment						-		-
Salaries & Wages	21-185	1	15,000.00	15,000.00		15,000.00	12,000.00	3,000.00
Other Expenses	21-185	2	33,575.00	43,375.00		43,375.00	16,869.00	26,506.00
Public Safety						-		-
Department of Police						-		-
Salaries & Wages	25-240	1	15,739,947.00	15,814,946.00		15,804,946.00	15,359,651.00	445,295.00
American Rescue Plan Act 2021	25-240	1	2,225,974.00	2,225,975.00		2,225,975.00	2,225,975.00	-
Other Expenses	25-240	2	972,601.00	855,093.00		855,093.00	843,802.00	11,291.00
						-		-
Emergency Management Services						-		-
Salaries & Wages	25-252	1	17,500.00	17,500.00		17,500.00	17,500.00	-
Other Expenses	25-252	2	11,500.00	11,500.00		11,500.00	11,185.00	315.00
						-		-
Aid to Volunteer Fire Companies	25-255	2	240,000.00	200,000.00		200,000.00	200,000.00	-
First Aid Cont. (R.S.40:5-2) Fire	25-260	2	65,000.00	65,000.00		65,000.00	65,000.00	-
Other Expenses	25-265	2	290,243.00	291,361.00		291,361.00	265,838.00	25,523.00
Supplemental Fire Service Program	25-265	2	26,330.00	26,330.00		26,330.00	26,330.00	-

CURRENT FUND - APPROPRIATIONS

8. GENERAL APPROPRIATIONS	FCOA		Appropriated				Expended 2022	
(A) Operations - within "CAPS" - (continued)			for 2023	for 2022	for 2022 By Emergency Appropriation	Total for 2022 As Modified By All Transfers	Paid or Charged	Reserved
Uniform Fire Safety Act (P.L. 1983, c383)						-		-
Fire Official						-		-
Salaries & Wages	25-265	1	337,142.00	327,597.00		327,597.00	285,037.00	42,560.00
Other Expenses	25-265	2	290,243.00	248,564.00		248,564.00	248,564.00	-
Fire Hydrant Service	25-265	2	1,000.00	1,000.00		1,000.00	1,000.00	-
						-		-
Department of Public Works						-		-
Division of Operations						-		-
Salaries & Wages	26-290	1	3,072,879.00	2,963,846.00		2,963,846.00	2,912,615.00	51,231.00
Other Expenses	26-290	2	1,583,516.00	1,465,732.00		1,465,732.00	1,417,047.00	48,685.00
						-		-
						-		-
						-		-
Division of Recycling						-		-
Salaries & Wages	26-305	1	444,983.00	450,640.00		450,640.00	353,975.00	96,665.00
Other Expenses	26-305	2	2,380,481.00	2,279,374.00		2,279,374.00	1,801,154.00	478,220.00
						-		-
						-		-
						-		-
						-		-

CURRENT FUND - APPROPRIATIONS

8. GENERAL APPROPRIATIONS	FCOA		Appropriated				Expended 2022	
(A) Operations - within "CAPS" - (continued)			for 2023	for 2022	for 2022 By Emergency Appropriation	Total for 2022 As Modified By All Transfers	Paid or Charged	Reserved
Garbage and Trash Removal - Contract						-		-
Other Expenses	26-305	2	3,520,000.00	3,520,000.00		3,520,000.00	3,092,090.00	427,910.00
						-		-
Division of Public Buildings						-		-
Salaries & Wages	26-310	1	306,550.00	290,134.00		290,134.00	277,818.00	12,316.00
Other Expenses	26-310	2	163,924.00	160,924.00		160,924.00	158,076.00	2,848.00
						-		-
Department of Health and Welfare						-		-
Division of Health						-		-
Salaries & Wages	27-330	1	1,235,294.00	1,182,920.00		1,182,920.00	991,938.00	190,982.00
Other Expenses	27-330	2	239,814.00	228,685.00		228,685.00	165,263.00	63,422.00
						-		-
Omnibus Testing Act of 1991	27-330	2	11,500.00	11,500.00		11,500.00	5,196.00	6,304.00
						-		-
Animal Control						-		-
Salaries & Wages	27-340	1	280,000.00	200,000.00		200,000.00	200,000.00	-
Other Expenses	27-340	2	65,500.00	60,500.00		60,500.00	60,500.00	-
						-		-
Division of Social Services						-		-
Salaries & Wages	27-334	1	93,000.00	53,880.00		53,880.00	45,428.00	8,452.00
Other Expenses	27-334	2	1,000.00	1,000.00		1,000.00	-	1,000.00

CURRENT FUND - APPROPRIATIONS

8. GENERAL APPROPRIATIONS	FCOA		Appropriated				Expended 2022	
(A) Operations - within "CAPS" - (continued)			for 2023	for 2022	for 2022 By Emergency Appropriation	Total for 2022 As Modified By All Transfers	Paid or Charged	Reserved
Parks & Recreation						-		-
Department of Recreation						-		-
Division of Recreation						-		-
Salaries & Wages	28-370	1	326,647.00	269,615.00		269,615.00	264,796.00	4,819.00
Other Expenses	28-370	2	560,367.00	558,420.00		558,420.00	558,131.00	289.00
Division of Parks and Forestry						-		-
Salaries & Wages	28-375	1	2,372,976.00	2,298,308.00		2,298,308.00	2,111,954.00	186,354.00
Other Expenses	28-375	2	304,859.00	292,306.00		292,306.00	287,224.00	5,082.00
						-		-
Municipal Court						-		-
Salaries & Wages	43-490	1	548,645.00	508,070.00		508,070.00	438,344.00	69,726.00
Other Expenses	43-490	2	20,649.00	20,588.00		20,588.00	19,531.00	1,057.00
						-		-
Public Defenders						-		-
Salaries & Wages	43-495	1	55,000.00	45,110.00		45,110.00	39,041.00	6,069.00
						-		-
						-		-
						-		-
						-		-
						-		-

CURRENT FUND - APPROPRIATIONS

8. GENERAL APPROPRIATIONS	FCOA		Appropriated				Expended 2022	
(A) Operations - within "CAPS" - (continued)			for 2023	for 2022	for 2022 By Emergency Appropriation	Total for 2022 As Modified By All Transfers	Paid or Charged	Reserved
						-		-
						-		-
						-		-
Insurance Liability	23-210	2	1,615,529.00	1,436,026.00		1,436,026.00	1,436,025.00	1.00
Workers Comp Insurance	23-215	2	1,172,184.00	1,132,545.00		1,132,545.00	1,132,545.00	-
Group Insurance - Employees	23-220	2	12,195,824.00	12,171,765.00		12,171,765.00	12,171,765.00	-
Group Insurance - Employee Waiver	23-222	2	225,000.00	200,000.00		200,000.00	200,000.00	-
						-		-
						-		-
						-		-
						-		-
						-		-
						-		-
						-		-
						-		-
						-		-
						-		-
						-		-
						-		-
						-		-
						-		-

CURRENT FUND - APPROPRIATIONS

8. GENERAL APPROPRIATIONS	FCOA		Appropriated				Expended 2022	
(A) Operations - within "CAPS" - (continued)			for 2023	for 2022	for 2022 By Emergency Appropriation	Total for 2022 As Modified By All Transfers	Paid or Charged	Reserved
						-		-
						-		-
						-		-
						-		-
						-		-
						-		-
						-		-
						-		-
						-		-
						-		-
						-		-
						-		-
						-		-
						-		-
						-		-
						-		-
						-		-
						-		-
						-		-

CURRENT FUND - APPROPRIATIONS

8. GENERAL APPROPRIATIONS	FCOA		Appropriated				Expended 2022	
(A) Operations - within "CAPS" - (continued)			for 2023	for 2022	for 2022 By Emergency Appropriation	Total for 2022 As Modified By All Transfers	Paid or Charged	Reserved
						-		-
						-		-
						-		-
						-		-
						-		-
						-		-
						-		-
						-		-
						-		-
						-		-
						-		-
						-		-
						-		-
						-		-
						-		-
						-		-
						-		-
						-		-
						-		-
						-		-

CURRENT FUND - APPROPRIATIONS

8. GENERAL APPROPRIATIONS	FCOA		Appropriated				Expended 2022	
(A) Operations - within "CAPS" - (continued)			for 2023	for 2022	for 2022 By Emergency Appropriation	Total for 2022 As Modified By All Transfers	Paid or Charged	Reserved
Uniform Construction Code - Appropriations	XXXXXX		XXXXXXXXXX	XXXXXXXXXX	XXXXXXXXXX	XXXXXXXXXX	XXXXXXXXXX	XXXXXXXXXX
Offset by Dedicated Revenues (N.J.A.C. 5:23-4.17)	XXXXXX		XXXXXXXXXX	XXXXXXXXXX	XXXXXXXXXX	XXXXXXXXXX	XXXXXXXXXX	XXXXXXXXXX
State Uniform Construction Code								
Construction Official								
Salaries and Wages	22-195	1	941,559.00	944,116.00		884,116.00	844,616.00	39,500.00
Other Expenses	22-195	2	705,343.00	655,989.00		715,989.00	700,243.00	15,746.00
						-		-
						-		-
						-		-
						-		-
						-		-
						-		-
						-		-
						-		-
						-		-
						-		-
						-		-

CURRENT FUND - APPROPRIATIONS

8. GENERAL APPROPRIATIONS	FCOA		Appropriated				Expended 2022	
(A) Operations - within "CAPS" - (continued)			for 2023	for 2022	for 2022 By Emergency Appropriation	Total for 2022 As Modified By All Transfers	Paid or Charged	Reserved
Uniform Construction Code - Appropriations	XXXXXX		XXXXXXXXXX	XXXXXXXXXX	XXXXXXXXXX	XXXXXXXXXX	XXXXXXXXXX	XXXXXXXXXX
Offset by Dedicated Revenues (N.J.A.C. 5:23-4.17)	XXXXXX		XXXXXXXXXX	XXXXXXXXXX	XXXXXXXXXX	XXXXXXXXXX	XXXXXXXXXX	XXXXXXXXXX
					-		-	
					-		-	
					-		-	
					-		-	
					-		-	
					-		-	
					-		-	
					-		-	
					-		-	
					-		-	
					-		-	
					-		-	
					-		-	
					-		-	
					-		-	
					-		-	
					-		-	
					-		-	
					-		-	
					-		-	

CURRENT FUND - APPROPRIATIONS

8. GENERAL APPROPRIATIONS	FCOA		Appropriated				Expended 2022	
(A) Operations - within "CAPS" - (continued)			for 2023	for 2022	for 2022 By Emergency Appropriation	Total for 2022 As Modified By All Transfers	Paid or Charged	Reserved
UNCLASSIFIED:	xxxxxx		xxxxxxxxxx	xxxxxxxxxx	xxxxxxxxxx	xxxxxxxxxx	xxxxxxxxxx	xxxxxxxxxx
						-		-
						-		-
Unclassified:						-		-
Extended Sick and Terminal Leave						-		-
Salaries & Wages	30-415	1	35,000.00	35,000.00		35,000.00	35,000.00	-
						-		-
						-		-
						-		-
						-		-
						-		-
						-		-
						-		-
						-		-
						-		-
						-		-
						-		-
						-		-

CURRENT FUND - APPROPRIATIONS

8. GENERAL APPROPRIATIONS (A) Operations - within "CAPS" - (continued)	FCOA		Appropriated				Expended 2022	
			for 2023	for 2022	for 2022 By Emergency Appropriation	Total for 2022 As Modified By All Transfers	Paid or Charged	Reserved
UNCLASSIFIED:	XXXXXX		XXXXXXXXXX	XXXXXXXXXX	XXXXXXXXXX	XXXXXXXXXX	XXXXXXXXXX	XXXXXXXXXX
						-		-
Utilities:						-		-
Power and Light	31-435	2	459,500.00	459,500.00		459,500.00	403,516.00	55,984.00
Radios	31-450	2	172,530.00	172,530.00		106,465.00	5,433.00	101,032.00
Telephone	31-440	2	222,500.00	222,500.00		175,867.00	167,143.00	8,724.00
Petroleum Products	31-447	2	352,935.00	341,000.00		341,000.00	339,100.00	1,900.00
						-		-
						-		-
						-		-
						-		-
						-		-
						-		-
						-		-
						-		-
Total Operations (Item 8(A)) within "CAPS"	34-199		61,279,446.00	59,832,024.00	-	59,832,024.00	56,917,153.00	2,914,871.00
B. Contingent	35-470	2			XXXXXXXXXX	-		-
Total Operations Including Contingent - within "CAPS"	34-201		61,279,446.00	59,832,024.00	-	59,832,024.00	56,917,153.00	2,914,871.00
Detail:			XXXXXXXXXX	XXXXXXXXXX	XXXXXXXXXX	XXXXXXXXXX	XXXXXXXXXX	XXXXXXXXXX
Salaries & Wages	34-201	1	31,819,909.00	31,195,449.00	-	31,125,449.00	29,757,016.00	1,368,433.00
Other Expenses (Including Contingent)	34-201	2	29,459,537.00	28,636,575.00	-	28,706,575.00	27,160,137.00	1,546,438.00

CURRENT FUND - APPROPRIATIONS

8. GENERAL APPROPRIATIONS	FCOA		Appropriated				Expended 2022	
			for 2023	for 2022	for 2022 By Emergency Appropriation	Total for 2022 As Modified By All Transfers	Paid or Charged	Reserved
(E) Deferred Charges and Statutory Expenditures - Municipal within "CAPS"	XXXXXX		XXXXXXXXXX	XXXXXXXXXX	XXXXXXXXXX	XXXXXXXXXX	XXXXXXXXXX	XXXXXXXXXX
(1) DEFERRED CHARGES	XXXXXX		XXXXXXXXXX	XXXXXXXXXX	XXXXXXXXXX	XXXXXXXXXX	XXXXXXXXXX	XXXXXXXXXX
Emergency Authorizations	46-870				XXXXXXXXXX	-		XXXXXXXXXX
					XXXXXXXXXX	-		XXXXXXXXXX
					XXXXXXXXXX	-		XXXXXXXXXX
					XXXXXXXXXX	-		XXXXXXXXXX
					XXXXXXXXXX	-		XXXXXXXXXX
					XXXXXXXXXX	-		XXXXXXXXXX
					XXXXXXXXXX	-		XXXXXXXXXX
					XXXXXXXXXX	-		XXXXXXXXXX
					XXXXXXXXXX	-		XXXXXXXXXX
					XXXXXXXXXX	-		XXXXXXXXXX
					XXXXXXXXXX	-		XXXXXXXXXX
					XXXXXXXXXX	-		XXXXXXXXXX
					XXXXXXXXXX	-		XXXXXXXXXX
					XXXXXXXXXX	-		XXXXXXXXXX
					XXXXXXXXXX	-		XXXXXXXXXX
					XXXXXXXXXX	-		XXXXXXXXXX
					XXXXXXXXXX	-		XXXXXXXXXX
					XXXXXXXXXX	-		XXXXXXXXXX
					XXXXXXXXXX	-		XXXXXXXXXX
					XXXXXXXXXX	-		XXXXXXXXXX

CURRENT FUND - APPROPRIATIONS

8. GENERAL APPROPRIATIONS	FCOA		Appropriated				Expended 2022	
			for 2023	for 2022	for 2022 By Emergency Appropriation	Total for 2022 As Modified By All Transfers	Paid or Charged	Reserved
(E) Deferred Charges and Statutory Expenditures - Municipal within "CAPS"	XXXXXX	XXXXXX	XXXXXXXXXX	XXXXXXXXXX	XXXXXXXXXX	XXXXXXXXXX	XXXXXXXXXX	XXXXXXXXXX
(1) DEFERRED CHARGES	XXXXXX	XXXXXX	XXXXXXXXXX	XXXXXXXXXX	XXXXXXXXXX	XXXXXXXXXX	XXXXXXXXXX	XXXXXXXXXX
					XXXXXXXXXX	-		XXXXXXXXXX
					XXXXXXXXXX	-		XXXXXXXXXX
					XXXXXXXXXX	-		XXXXXXXXXX
					XXXXXXXXXX	-		XXXXXXXXXX
					XXXXXXXXXX	-		XXXXXXXXXX
					XXXXXXXXXX	-		XXXXXXXXXX
					XXXXXXXXXX	-		XXXXXXXXXX
					XXXXXXXXXX	-		XXXXXXXXXX
					XXXXXXXXXX	-		XXXXXXXXXX
					XXXXXXXXXX	-		XXXXXXXXXX
					XXXXXXXXXX	-		XXXXXXXXXX
					XXXXXXXXXX	-		XXXXXXXXXX
					XXXXXXXXXX	-		XXXXXXXXXX
					XXXXXXXXXX	-		XXXXXXXXXX
					XXXXXXXXXX	-		XXXXXXXXXX
					XXXXXXXXXX	-		XXXXXXXXXX
					XXXXXXXXXX	-		XXXXXXXXXX
					XXXXXXXXXX	-		XXXXXXXXXX

CURRENT FUND - APPROPRIATIONS

8. GENERAL APPROPRIATIONS	FCOA		Appropriated				Expended 2022	
			for 2023	for 2022	for 2022 By Emergency Appropriation	Total for 2022 As Modified By All Transfers	Paid or Charged	Reserved
(E) Deferred Charges and Statutory Expenditures - Municipal within "CAPS" - (continued)	XXXXXX		XXXXXXXXXX	XXXXXXXXXX	XXXXXXXXXX	XXXXXXXXXX	XXXXXXXXXX	XXXXXXXXXX
(2) STATUTORY EXPENDITURES:	XXXXXX		XXXXXXXXXX	XXXXXXXXXX	XXXXXXXXXX	XXXXXXXXXX	XXXXXXXXXX	XXXXXXXXXX
Contribution to:								
Public Employees' Retirement System	36-471		1,785,403.00	1,725,027.00		1,725,027.00	1,725,027.00	-
Social Security System (O.A.S.I.)	36-472		1,087,800.00	1,066,500.00		1,066,500.00	1,065,396.00	1,104.00
Consolidated Police & Fireman's Pension Fund	36-474					-		-
Police and Firemen's Retirement System of NJ	36-475		4,985,669.00	4,817,072.00		4,817,072.00	4,817,072.00	-
Unemployment Compensation Insurance (N.J.S.A. 43:21-3 et seq.)	23-225		85,000.00	85,000.00		85,000.00	85,000.00	-
P.E.O.S.H.A.	36-473		80,000.00	80,000.00		80,000.00	58,186.00	21,814.00
						-		-
						-		-
Defined Contribution Retirement Program (DCRP)	36-477		9,000.00	9,000.00		9,000.00	6,641.00	2,359.00
						-		-
Total Deferred Charges and Statutory Expenditures - Municipal within "CAPS"	34-209		8,032,872.00	7,782,599.00	-	7,782,599.00	7,757,322.00	25,277.00
(F) Judgments	37-480					-		XXXXXXXXXX
(G) Cash Deficit of Preceding Year	46-855					-		-
(H-1) Total General Appropriations for Municipal Purposes within "CAPS"	34-299		69,312,318.00	67,614,623.00	-	67,614,623.00	64,674,475.00	2,940,148.00

CURRENT FUND - APPROPRIATIONS

8. GENERAL APPROPRIATIONS	FCOA		Appropriated				Expended 2022	
(A) Operations - Excluded from "CAPS"			for 2023	for 2022	for 2022 By Emergency Appropriation	Total for 2022 As Modified By All Transfers	Paid or Charged	Reserved
						-		-
Police and Firemen's Retirement System of NJ	36-475	2	298,989.00			-		-
Public Employees' Retirement System	36-471	2	36,227.00			-		-
Recycling	26-305	2	514,649.00			-		-
Gasoline and Diesel	31-460	2	47,065.00			-		-
Workers Compensation Insurance	23-215	2	27,593.00			-		-
						-		-
						-		-
						-		-
						-		-
						-		-
						-		-
						-		-
						-		-
						-		-
						-		-
						-		-
						-		-
						-		-
						-		-

CURRENT FUND - APPROPRIATIONS

8. GENERAL APPROPRIATIONS	FCOA		Appropriated				Expended 2022	
(A) Operations - Excluded from "CAPS"			for 2023	for 2022	for 2022 By Emergency Appropriation	Total for 2022 As Modified By All Transfers	Paid or Charged	Reserved
						-		-
LOSAP Contribution	25-286	2	275,000.00	238,004.00		219,466.00	219,466.00	-
						-		-
Maintenance of Free Public Library	29-390	2	3,920,919.00	3,637,917.00		3,637,917.00	3,497,645.00	140,272.00
Other Expenses (Return of Fines)	29-390	2	6,928.00	5,195.00		5,195.00	5,070.00	125.00
						-		-
Reserve for Tax Appeals	30-426	2	2,600,000.00	600,000.00		600,000.00	600,000.00	-
						-		-
						-		-
New Jersey Solid Waste Tax	32-465	2	66,000.00	66,000.00		66,000.00	58,009.00	7,991.00
						-		-
						-		-
						-		-
						-		-
						-		-
						-		-
						-		-
						-		-
						-		-
						-		-
						-		-
Total Other Operations - Excluded from "CAPS"	34-300		7,793,370.00	4,547,116.00	-	4,528,578.00	4,380,190.00	148,388.00

CURRENT FUND - APPROPRIATIONS

8. GENERAL APPROPRIATIONS	FCOA		Appropriated				Expended 2022	
(A) Operations - Excluded from "CAPS"			for 2023	for 2022	for 2022 By Emergency Appropriation	Total for 2022 As Modified By All Transfers	Paid or Charged	Reserved
Uniform Construction Code	XXXXXX	XXXXXXXXXX	XXXXXXXXXX	XXXXXXXXXX	XXXXXXXXXX	XXXXXXXXXX	XXXXXXXXXX	XXXXXXXXXX
Appropriations Offset by Increased Fee	XXXXXX	XXXXXXXXXX	XXXXXXXXXX	XXXXXXXXXX	XXXXXXXXXX	XXXXXXXXXX	XXXXXXXXXX	XXXXXXXXXX
Revenues (N.J.A.C. 5:23-4.17)					-		-	
					-		-	
					-		-	
					-		-	
					-		-	
					-		-	
					-		-	
					-		-	
					-		-	
					-		-	
					-		-	
					-		-	
					-		-	
					-		-	
					-		-	
					-		-	
Total Uniform Construction Code Appropriations	22-999	-	-	-	-	-	-	-

CURRENT FUND - APPROPRIATIONS

8. GENERAL APPROPRIATIONS	FCOA		Appropriated				Expended 2022	
(A) Operations - Excluded from "CAPS"			for 2023	for 2022	for 2022 By Emergency Appropriation	Total for 2022 As Modified By All Transfers	Paid or Charged	Reserved
Shared Service Agreements	xxxxxx		xxxxxxxxxx	xxxxxxxxxx	xxxxxxxxxx	xxxxxxxxxx	xxxxxxxxxx	xxxxxxxxxx
						-		-
						-		-
						-		-
						-		-
						-		-
						-		-
						-		-
						-		-
						-		-
						-		-
						-		-
						-		-
						-		-
						-		-
						-		-
						-		-
						-		-
						-		-
						-		-
						-		-
						-		-

CURRENT FUND - APPROPRIATIONS

8. GENERAL APPROPRIATIONS	FCOA		Appropriated				Expended 2022	
(A) Operations - Excluded from "CAPS"			for 2023	for 2022	for 2022 By Emergency Appropriation	Total for 2022 As Modified By All Transfers	Paid or Charged	Reserved
Shared Service Agreements	xxxxxx		xxxxxxxxxx	xxxxxxxxxx	xxxxxxxxxx	xxxxxxxxxx	xxxxxxxxxx	xxxxxxxxxx
					-		-	
					-		-	
					-		-	
					-		-	
					-		-	
					-		-	
					-		-	
					-		-	
					-		-	
					-		-	
					-		-	
					-		-	
					-		-	
					-		-	
					-		-	
					-		-	
					-		-	
					-		-	
					-		-	
					-		-	
					-		-	
					-		-	
					-		-	

CURRENT FUND - APPROPRIATIONS

8. GENERAL APPROPRIATIONS	FCOA		Appropriated				Expended 2022	
(A) Operations - Excluded from "CAPS"			for 2023	for 2022	for 2022 By Emergency Appropriation	Total for 2022 As Modified By All Transfers	Paid or Charged	Reserved
Shared Service Agreements	xxxxxx		xxxxxxxxxx	xxxxxxxxxx	xxxxxxxxxx	xxxxxxxxxx	xxxxxxxxxx	xxxxxxxxxx
						-		-
						-		-
						-		-
						-		-
Borough of Totowa / Health Services	42-115	2	30,300.00	-		-		-
Borough of Pompton Lakes / Health Services	42-114	2	88,717.00	86,978.00		86,978.00	86,978.00	-
Township of Cedar Grove / Animal Control Services	42-116	2	37,414.00	35,633.00		35,633.00	35,633.00	-
Township of Verona / Animal Control Services	42-117	2	36,672.00	34,926.00		34,926.00	34,926.00	-
Township of Woodland Park / Animal Control Services	42-118	2	37,013.00	35,250.00		35,250.00	35,250.00	-
						-		-
						-		-
						-		-
						-		-
						-		-
						-		-
						-		-
						-		-
						-		-
						-		-
Total Interlocal Municipal Service Agreements	42-999		230,116.00	192,787.00	-	192,787.00	192,787.00	-

CURRENT FUND - APPROPRIATIONS

8. GENERAL APPROPRIATIONS	FCOA		Appropriated				Expended 2022	
(A) Operations - Excluded from "CAPS"			for 2023	for 2022	for 2022 By Emergency Appropriation	Total for 2022 As Modified By All Transfers	Paid or Charged	Reserved
Additional Appropriations Offset by Revenues (N.J.S.A. 40A:4-45.3h)	XXXXXX		XXXXXXXXXX	XXXXXXXXXX	XXXXXXXXXX	XXXXXXXXXX	XXXXXXXXXX	XXXXXXXXXX
						-		-
Tree Removal - GALREH	20-100	2	210,600.00			-		-
						-		-
						-		-
						-		-
						-		-
						-		-
						-		-
						-		-
						-		-
						-		-
						-		-
						-		-
						-		-
						-		-
						-		-
Total Additional Appropriations Offset by Revenues (N.J.S.A. 40A:4-45.3h)	34-303		210,600.00	-	-	-	-	-

CURRENT FUND - APPROPRIATIONS

8. GENERAL APPROPRIATIONS	FCOA		Appropriated				Expended 2022	
(A) Operations - Excluded from "CAPS"			for 2023	for 2022	for 2022 By Emergency Appropriation	Total for 2022 As Modified By All Transfers	Paid or Charged	Reserved
Public and Private Programs Offset by Revenues								
Matching Funds for Grants	41-899				-	-	-	
					-	-	-	
					-	-	-	
					-	-	-	
					-	-	-	
					-	-	-	
					-	-	-	
					-	-	-	
					-	-	-	
					-	-	-	
					-	-	-	
					-	-	-	
					-	-	-	
					-	-	-	
					-	-	-	

CURRENT FUND - APPROPRIATIONS

8. GENERAL APPROPRIATIONS	FCOA		Appropriated				Expended 2022	
(A) Operations - Excluded from "CAPS"			for 2023	for 2022	for 2022 By Emergency Appropriation	Total for 2022 As Modified By All Transfers	Paid or Charged	Reserved
Public and Private Programs Offset by Revenues								
Safe and Secure Communities Program	41-503	2	38,814.00	32,400.00		32,400.00	32,400.00	-
Clean Communities	40-602	2		107,760.00		107,760.00	107,760.00	-
Highway Safety Safe Corridor	40-501	2		20,706.00		20,706.00	20,706.00	-
Muni Court Adm. Reimbrsmnt F. P.L. 1983, c531	41-576	2	5,000.00	5,000.00		5,000.00	5,000.00	-
State Aid Body Armor	41-510	2	7,483.00	4,894.00		4,894.00	4,894.00	-
State Aid - Recycling Tonnage Grant	41-569	2	108,838.00	106,341.00		106,341.00	106,341.00	-
Div. of Highway Sfty. Enforcmnt. & Edu. Pedestrian Safety	41-501	2	20,000.00	15,000.00		15,000.00	15,000.00	-
Strengthening LPH CAP Program	40-857	2		274,735.00		274,735.00	274,735.00	-
22/23 Vaccination Supplemental Program	40-857	2		50,000.00		50,000.00	50,000.00	-
National Opioid Settlement	41-899	2	43,360.00	17,321.00		17,321.00	17,321.00	-
Drunk Driving Enforcement Fund Grant	40-510	2				-	-	-
Cable Vision Grant	40-877	2	9,375.00	9,375.00		9,375.00	9,375.00	-
Drive Sober	41-509	2		7,255.00		7,255.00	7,255.00	-
						-	-	-
						-	-	-
						-	-	-
						-	-	-

CURRENT FUND - APPROPRIATIONS

8. GENERAL APPROPRIATIONS	FCOA		Appropriated				Expended 2022	
(A) Operations - Excluded from "CAPS" (continued)			for 2023	for 2022	for 2022 By Emergency Appropriation	Total for 2022 As Modified By All Transfers	Paid or Charged	Reserved
Public and Private Programs Offset by Revenues (cont)	XXXXXX		XXXXXXXXXX	XXXXXXXXXX	XXXXXXXXXX	XXXXXXXXXX	XXXXXXXXXX	XXXXXXXXXX
Body Worn Cameras	40-501	2		254,750.00		254,750.00	254,750.00	-
DMHAS Municipal Alliance Youth L	41-506	2		8,544.00		8,544.00	8,544.00	-
Matching Funds for Grants - Alliance Program	41-506	2	4,328.00	9,870.00		9,870.00	4,328.00	5,542.00
State Aid - Municipal Alliance Prg.	41-506	2		17,311.00		17,311.00	17,311.00	-
Tree Planting Donations	40-691	2	10,000.00	10,000.00		10,000.00	10,000.00	-
Body Armor Replacement Fund 2021	40-502	2		23,057.00		23,057.00	23,057.00	-
Body Armor Replacement Fund 2022	40-502	2		22,441.00		22,441.00	22,441.00	-
Enhancing Local Public Health Program Infrastructure	40-779	2	449,956.00			-	-	-
Sustain Enforcement	40-779	2	85,725.00	80,000.00		80,000.00	80,000.00	-
						-	-	-
						-	-	-
						-	-	-
						-	-	-
Total Public and Private Programs Offset by Revenues	40-999		782,879.00	1,076,760.00	-	1,076,760.00	1,071,218.00	5,542.00
Total Operations - Excluded from "CAPS"	34-305		9,016,965.00	5,816,663.00	-	5,798,125.00	5,644,195.00	153,930.00
Detail:								
Salaries & Wages	34-305	1	-	-	-	-	-	-
Other Expenses	34-305	2	9,016,965.00	5,816,663.00	-	5,798,125.00	5,644,195.00	153,930.00

CURRENT FUND - APPROPRIATIONS

8. GENERAL APPROPRIATIONS	FCOA		Appropriated				Expended 2022	
(C) Capital Improvements - Excluded from "CAPS"			for 2023	for 2022	for 2022 By Emergency Appropriation	Total for 2022 As Modified By All Transfers	Paid or Charged	Reserved
Down Payments on Improvements	44-902					-		-
Capital Improvement Fund	44-901		582,594.00	500,000.00	XXXXXXXXXX	500,000.00	500,000.00	-
						-		-
						-		-
						-		-
						-		-
						-		-
						-		-
						-		-
						-		-
						-		-
						-		-
						-		-
						-		-
						-		-
						-		-
						-		-
						-		-
						-		-
						-		-
						-		-
						-		-
						-		-

CURRENT FUND - APPROPRIATIONS

8. GENERAL APPROPRIATIONS	FCOA		Appropriated				Expended 2022	
(C) Capital Improvements - Excluded from "CAPS"			for 2023	for 2022	for 2022 By Emergency Appropriation	Total for 2022 As Modified By All Transfers	Paid or Charged	Reserved
						-		-
						-		-
						-		-
						-		-
						-		-
						-		-
Public and Private Programs Offset by Revenues:	XXXXXX		XXXXXXXXXX	XXXXXXXXXX	XXXXXXXXXX	XXXXXXXXXX	XXXXXXXXXX	XXXXXXXXXX
New Jersey Transportation Trust Fund Authority Act	41-865					-		-
						-		-
						-		-
						-		-
						-		-
						-		-
						-		-
						-		-
						-		-
						-		-
						-		-
						-		-
Total Capital Improvements Excluded from "CAPS"	44-999		582,594.00	500,000.00	-	500,000.00	500,000.00	-

CURRENT FUND - APPROPRIATIONS

8. GENERAL APPROPRIATIONS	FCOA		Appropriated				Expended 2022	
(D) Municipal Debt Service - Excluded from "CAPS"			for 2023	for 2022	for 2022 By Emergency Appropriation	Total for 2022 As Modified By All Transfers	Paid or Charged	Reserved
Payment of Bond Principal	45-920		6,282,000.00	5,480,000.00		5,480,000.00	5,480,000.00	XXXXXXXXXX
Payment of Bond Anticipation Notes and Capital Notes	45-925		200,000.00	200,000.00		189,000.00	189,000.00	XXXXXXXXXX
Interest on Bonds	45-930		1,810,201.00	912,000.00		946,072.00	946,072.00	XXXXXXXXXX
Interest on Notes	45-935		244,253.00	385,000.00		380,466.00	380,465.00	XXXXXXXXXX
Green Trust Loan Program:	XXXXXX		XXXXXXXXXX	XXXXXXXXXX	XXXXXXXXXX	XXXXXXXXXX	XXXXXXXXXX	XXXXXXXXXX
						-		XXXXXXXXXX
						-		XXXXXXXXXX
						-		XXXXXXXXXX
						-		XXXXXXXXXX
						-		XXXXXXXXXX
						-		XXXXXXXXXX
						-		XXXXXXXXXX
						-		XXXXXXXXXX
						-		XXXXXXXXXX
						-		XXXXXXXXXX
						-		XXXXXXXXXX
						-		XXXXXXXXXX
						-		XXXXXXXXXX
						-		XXXXXXXXXX
						-		XXXXXXXXXX

CURRENT FUND - APPROPRIATIONS

8. GENERAL APPROPRIATIONS	FCOA		Appropriated				Expended 2022	
(D) Municipal Debt Service - Excluded from "CAPS" (cont.)			for 2023	for 2022	for 2022 By Emergency Appropriation	Total for 2022 As Modified By All Transfers	Paid or Charged	Reserved
						-		XXXXXXXXXX
						-		XXXXXXXXXX
						-		XXXXXXXXXX
						-		XXXXXXXXXX
						-		XXXXXXXXXX
						-		XXXXXXXXXX
						-		XXXXXXXXXX
						-		XXXXXXXXXX
						-		XXXXXXXXXX
						-		XXXXXXXXXX
						-		XXXXXXXXXX
						-		XXXXXXXXXX
						-		XXXXXXXXXX
						-		XXXXXXXXXX
						-		XXXXXXXXXX
						-		XXXXXXXXXX
						-		XXXXXXXXXX
						-		XXXXXXXXXX
						-		XXXXXXXXXX
						-		XXXXXXXXXX
Total Municipal Debt Service Excluded from "CAPS"	45-999		8,536,454.00	6,977,000.00	-	6,995,538.00	6,995,537.00	XXXXXXXXXX

CURRENT FUND - APPROPRIATIONS

8. GENERAL APPROPRIATIONS (E) Deferred Charges - Municipal - Excluded from "CAPS"	FCOA		Appropriated				Expended 2022	
			for 2023	for 2022	for 2022 By Emergency Appropriation	Total for 2022 As Modified By All Transfers	Paid or Charged	Reserved
(1) DEFERRED CHARGES:	XXXXXX		XXXXXXXXXX	XXXXXXXXXX	XXXXXXXXXX	XXXXXXXXXX	XXXXXXXXXX	XXXXXXXXXX
Emergency Authorizations	46-870				XXXXXXXXXX	-		XXXXXXXXXX
Special Emergency Authorization - 5 Years (N.J.S.A. 40A:4-55)	46-875				XXXXXXXXXX	-		XXXXXXXXXX
Special Emergency Authorization - 3 Years (N.J.S.A. 40A:4-55.1 &	46-871				XXXXXXXXXX	-		XXXXXXXXXX
(1) DEFERRED CHARGES UNFUNDED:					XXXXXXXXXX	-		XXXXXXXXXX
Ordinance: 40-18, 33-20, 70-09, 11-12, 39-19,					XXXXXXXXXX	-		XXXXXXXXXX
15-19, 58-18, 42-18, 63-18, 24-19, 55-12, 43-18			143,380.00		XXXXXXXXXX	-		XXXXXXXXXX
					XXXXXXXXXX	-		XXXXXXXXXX
					XXXXXXXXXX	-		XXXXXXXXXX
					XXXXXXXXXX	-		XXXXXXXXXX
					XXXXXXXXXX	-		XXXXXXXXXX
					XXXXXXXXXX	-		XXXXXXXXXX
Total Deferred Charges - Municipal - Excluded from "CAPS"	46-999		143,380.00	-	XXXXXXXXXX	-	-	XXXXXXXXXX
(F) Judgments (N.J.S.A. 40A:4-45.3cc)	37-480					-		XXXXXXXXXX
(N) Transferred to Board of Education for Use of Local Schools (N.J.S.A.	29-405				XXXXXXXXXX	-		XXXXXXXXXX
					XXXXXXXXXX	-		XXXXXXXXXX
(G) With Prior Consent of Local Finance Board: Cash Deficit of Preceding Year	46-885				XXXXXXXXXX	-		XXXXXXXXXX
					XXXXXXXXXX	-		XXXXXXXXXX
(H-2) Total General Appropriations for Municipal Purposes Excluded from	34-309		18,279,393.00	13,293,663.00	-	13,293,663.00	13,139,732.00	153,930.00

CURRENT FUND - APPROPRIATIONS

8. GENERAL APPROPRIATIONS	FCOA		Appropriated				Expended 2022	
			for 2023	for 2022	for 2022 By Emergency Appropriation	Total for 2022 As Modified By All Transfers	Paid or Charged	Reserved
For Local District School Purposes - Excluded from "CAPS"	XXXXXX		XXXXXXXXXX	XXXXXXXXXX	XXXXXXXXXX	XXXXXXXXXX	XXXXXXXXXX	XXXXXXXXXX
(I) Type 1 District School Debt Service	XXXXXX		XXXXXXXXXX	XXXXXXXXXX	XXXXXXXXXX	XXXXXXXXXX	XXXXXXXXXX	XXXXXXXXXX
Payment of Bond Principal	48-920					-		XXXXXXXXXX
Payment of Bond Anticipation Notes	48-925					-		XXXXXXXXXX
Interest on Bonds	48-930					-		XXXXXXXXXX
Interest on Notes	48-935					-		XXXXXXXXXX
						-		XXXXXXXXXX
						-		XXXXXXXXXX
Total of Type 1 District School Debt Service - Excluded from	48-999		-	-	-	-	-	XXXXXXXXXX
Deferred Charges and Statutory (J) Expenditures - Local School -	XXXXXX		XXXXXXXXXX	XXXXXXXXXX	XXXXXXXXXX	XXXXXXXXXX	XXXXXXXXXX	XXXXXXXXXX
Emergency Authorizations - Schools	29-406				XXXXXXXXXX	-		XXXXXXXXXX
Capital Project for Land, Building or Equipment N.J.S.A. 18A:22-20	29-407					-		XXXXXXXXXX
Total Deferred Charges and Statutory Expenditures - Local School -	29-409		-	-	-	-	-	XXXXXXXXXX
District School Purposes {Items (I) and (J) - (K) Excluded from "CAPS"	29-410		-	-	-	-	-	XXXXXXXXXX
(O) Total General Appropriations - Excluded from "CAPS"	34-399		18,279,393.00	13,293,663.00	-	13,293,663.00	13,139,732.00	153,930.00
(L) Subtotal General Appropriations {Items (H-1) and (O)}	34-400		87,591,711.00	80,908,286.00	-	80,908,286.00	77,814,207.00	3,094,078.00
(M) Reserve for Uncollected Taxes	50-899		6,950,000.00	6,950,000.00	XXXXXXXXXX	6,950,000.00	6,950,000.00	XXXXXXXXXX
9. Total General Appropriations	34-499		94,541,711.00	87,858,286.00	-	87,858,286.00	84,764,207.00	3,094,078.00

CURRENT FUND - APPROPRIATIONS

8. GENERAL APPROPRIATIONS Summary of Appropriations	FCOA	Appropriated				Expended 2022	
		for 2023	for 2022	for 2022 By Emergency Appropriation	Total for 2022 As Modified By All Transfers	Paid or Charged	Reserved
(H-1) Total General Appropriations for	34-299	69,312,318.00	67,614,623.00	-	67,614,623.00	64,674,475.00	2,940,148.00
Municipal Purposes within "CAPS"	XXXXXX						
(A) Operations - Excluded from "CAPS"	XXXXXX	XXXXXXXXXX	XXXXXXXXXX	XXXXXXXXXX	XXXXXXXXXX	XXXXXXXXXX	XXXXXXXXXX
Other Operations	34-300	7,793,370.00	4,547,116.00	-	4,528,578.00	4,380,190.00	148,388.00
Uniform Construction Code	22-999	-	-	-	-	-	-
Shared Service Agreements	42-999	230,116.00	192,787.00	-	192,787.00	192,787.00	-
Additional Appropriations Offset by Revenues	34-303	210,600.00	-	-	-	-	-
Public & Private Programs Offset by Revenues	40-999	782,879.00	1,076,760.00	-	1,076,760.00	1,071,218.00	5,542.00
Total Operations Excluded from "CAPS"	34-305	9,016,965.00	5,816,663.00	-	5,798,125.00	5,644,195.00	153,930.00
(C) Capital Improvements	44-999	582,594.00	500,000.00	-	500,000.00	500,000.00	-
(D) Municipal Debt Service	45-999	8,536,454.00	6,977,000.00	-	6,995,538.00	6,995,537.00	XXXXXXXXXX
(E) Total Deferred Charges (Sheet 28)	46-999	143,380.00	-	XXXXXXXXXX	-	-	XXXXXXXXXX
(F) Judgments (Sheet 28)	37-480	-	-	-	-	-	XXXXXXXXXX
(G) Cash Deficit - With Prior Consent of Local Finance Board	46-885	-	-	XXXXXXXXXX	-	-	XXXXXXXXXX
(K) Local District School Purposes	29-410	-	-	-	-	-	XXXXXXXXXX
(N) Transferred to Board of Education	29-405	-	-	XXXXXXXXXX	-	-	XXXXXXXXXX
(M) Reserve for Uncollected Taxes	50-899	6,950,000.00	6,950,000.00	XXXXXXXXXX	6,950,000.00	6,950,000.00	XXXXXXXXXX
Total General Appropriations	34-499	94,541,711.00	87,858,286.00	-	87,858,286.00	84,764,207.00	3,094,078.00

DEDICATED WATER & SEWER UTILITY BUDGET

10. DEDICATED REVENUES FROM WATER & SEWER UTILITY	FCOA	Anticipated		Realized in
		2023	2022	Cash in 2022
Operating Surplus Anticipated	08-501	1,700,000.00	1,501,537.00	1,501,537.00
Operating Surplus Anticipated with Prior Written Consent of Director of Local Government Services	08-502			
Total Operating Surplus Anticipated	08-500	1,700,000.00	1,501,537.00	1,501,537.00
Rents	08-503	18,957,146.00	18,400,000.00	20,221,965.00
Fire Hydrant Service	08-504	1,000.00	1,000.00	1,000.00
Miscellaneous	08-505	520,000.00	520,000.00	561,882.00
Industrial Program	08-506	115,000.00	120,000.00	143,106.00
Special Items of General Revenues Anticipated with Prior Written Consent of Director of Local Government Services	XXXXXX	XXXXXXXXXX	XXXXXXXXXX	XXXXXXXXXX
Anticipated Surplus Water/Sewer Assessment Trust				
Premium on Bond Sale				
Reserve for Payment of Bonds				
Deficit (General Budget)	08-549			
Total WATER & SEWER Utility Revenues	08-599	21,293,146.00	20,542,537.00	22,429,490.00

DEDICATED WATER & SEWER UTILITY BUDGET - (continued)

11. APPROPRIATIONS FOR WATER & SEWER	FCOA	Appropriated				Expended 2022	
		for 2023	for 2022	for 2022 By Emergency Appropriation	Total for 2022 As Modified By All Transfers	Paid or Charged	Reserved
Operating:	XXXXXX	XXXXXXXXXX	XXXXXXXXXX	XXXXXXXXXX	XXXXXXXXXX	XXXXXXXXXX	XXXXXXXXXX
Salaries & Wages	55-501				-		-
Other Expenses	55-502				-		-
					-		-
					-		-
					-		-
					-		-
					-		-
					-		-
					-		-
					-		-
					-		-
					-		-
					-		-
					-		-
					-		-
					-		-
					-		-
					-		-
					-		-
					-		-

DEDICATED WATER & SEWER UTILITY BUDGET - (continued)

11. APPROPRIATIONS FOR WATER & SEWER	FCOA	Appropriated				Expended 2022	
		for 2023	for 2022	for 2022 By Emergency Appropriation	Total for 2022 As Modified By All Transfers	Paid or Charged	Reserved
Operating:	XXXXXX	XXXXXXXXXX	XXXXXXXXXX	XXXXXXXXXX	XXXXXXXXXX	XXXXXXXXXX	XXXXXXXXXX
					-		-
					-		-
					-		-
					-		-
					-		-
					-		-
					-		-
					-		-
					-		-
					-		-
					-		-
					-		-
					-		-
					-		-
					-		-
					-		-
					-		-
					-		-
					-		-
					-		-

DEDICATED WATER & SEWER UTILITY BUDGET - (continued)

11. APPROPRIATIONS FOR WATER & SEWER	FCOA	Appropriated				Expended 2022	
		for 2023	for 2022	for 2022 By Emergency Appropriation	Total for 2022 As Modified By All Transfers	Paid or Charged	Reserved
Operating:	XXXXXX	XXXXXXXXXX	XXXXXXXXXX	XXXXXXXXXX	XXXXXXXXXX	XXXXXXXXXX	XXXXXXXXXX
Salaries & Wages	55-501	5,937,059.00	5,735,451.00		5,735,451.00	5,260,048.00	475,403.00
Other Expenses	55-502	12,658,789.00	12,309,768.00		12,309,768.00	11,267,553.00	1,042,215.00
					-		-
					-		-
					-		-
Capital Improvements:	XXXXXX	XXXXXXXXXX	XXXXXXXXXX	XXXXXXXXXX	XXXXXXXXXX	XXXXXXXXXX	XXXXXXXXXX
Down Payments on Improvements	55-510				-		-
Capital Improvement Fund	55-511			XXXXXXXXXX	-		-
Capital Outlay	55-512				-		-
					-		-
					-		-
Debt Service:	XXXXXX	XXXXXXXXXX	XXXXXXXXXX	XXXXXXXXXX	XXXXXXXXXX	XXXXXXXXXX	XXXXXXXXXX
Payment on Bond Principal	55-520	1,340,000.00	1,145,000.00		1,145,000.00	1,145,000.00	XXXXXXXXXX
Payment on Bond Anticipation Notes & Capital Notes	55-521				-		XXXXXXXXXX
Interest on Bonds	55-522	217,692.00	255,017.00		255,017.00	255,017.00	XXXXXXXXXX
Interest on Notes	55-523				-		XXXXXXXXXX
					-		XXXXXXXXXX
					-		XXXXXXXXXX
					-		XXXXXXXXXX

DEDICATED WATER & SEWER UTILITY BUDGET - (continued)

11. APPROPRIATIONS FOR WATER & SEWER UTILITY	FCOA	Appropriated				Expended 2022	
		for 2023	for 2022	for 2022 By Emergency Appropriation	Total for 2022 As Modified By All Transfers	Paid or Charged	Reserved
Deferred Charges and Statutory Expenditures:	XXXXXX	XXXXXXXXXX	XXXXXXXXXX	XXXXXXXXXX	XXXXXXXXXX	XXXXXXXXXX	XXXXXXXXXX
DEFERRED CHARGES:	XXXXXX	XXXXXXXXXX	XXXXXXXXXX	XXXXXXXXXX	XXXXXXXXXX	XXXXXXXXXX	XXXXXXXXXX
Emergency Authorizations	55-530			XXXXXXXXXX	-		XXXXXXXXXX
				XXXXXXXXXX	-		XXXXXXXXXX
				XXXXXXXXXX	-		XXXXXXXXXX
				XXXXXXXXXX	-		XXXXXXXXXX
				XXXXXXXXXX	-		XXXXXXXXXX
STATUTORY EXPENDITURES:	XXXXXX	XXXXXXXXXX	XXXXXXXXXX	XXXXXXXXXX	XXXXXXXXXX	XXXXXXXXXX	XXXXXXXXXX
Contribution To:							
Public Employee's Retirement System	55-540	605,406.00	573,301.00		573,301.00	573,301.00	-
Social Security System (O.A.S.I.)	55-541	519,200.00	509,000.00		509,000.00	509,000.00	-
Unemployment Compensation Insurance (N.J.S.A. 43:21-3 et. Seq.)	55-542	15,000.00	15,000.00		15,000.00	15,000.00	-
					-		-
					-		-
					-		-
Judgements	55-531				-		XXXXXXXXXX
Deficit in Operations in Prior Years	55-532			XXXXXXXXXX	-		XXXXXXXXXX
Surplus (General Budget)	55-545			XXXXXXXXXX	-		XXXXXXXXXX
TOTAL WATER & SEWER UTILITY APPROPRIATIONS	55-599	21,293,146.00	20,542,537.00	-	20,542,537.00	19,024,919.00	1,517,618.00

DEDICATED RECREATION UTILITY BUDGET

10. DEDICATED REVENUES FROM RECREATION UTILITY	FCOA	Anticipated		Realized in
		2023	2022	Cash in 2022
Operating Surplus Anticipated	08-501	190,000.00	184,596.00	184,596.00
Operating Surplus Anticipated with Prior Written Consent of Director of Local Government Services	08-502			
Total Operating Surplus Anticipated	08-500	190,000.00	184,596.00	184,596.00
Rents	08-503			
Recreation Fees		912,000.00	850,000.00	954,486.00
Miscellaneous	08-505	12,000.00	12,000.00	32,784.00
Special Items of General Revenues Anticipated with Prior Written Consent of Director of Local Government Services	XXXXXX	XXXXXXXXXX	XXXXXXXXXX	XXXXXXXXXX
Deficit (General Budget)	08-549			
Total RECREATION Utility Revenues	08-599	1,114,000.00	1,046,596.00	1,171,866.00

DEDICATED RECREATION UTILITY BUDGET - (continued)

11. APPROPRIATIONS FOR RECREATION UTIL	FCOA	Appropriated				Expended 2022	
		for 2023	for 2022	for 2022 By Emergency Appropriation	Total for 2022 As Modified By All Transfers	Paid or Charged	Reserved
Operating:	XXXXXX	XXXXXXXXXX	XXXXXXXXXX	XXXXXXXXXX	XXXXXXXXXX	XXXXXXXXXX	XXXXXXXXXX
Salaries & Wages	55-501				-		-
Other Expenses	55-502				-		-
					-		-
					-		-
					-		-
					-		-
					-		-
					-		-
					-		-
					-		-
					-		-
					-		-
					-		-
					-		-
					-		-
					-		-
					-		-
					-		-
					-		-
					-		-

DEDICATED RECREATION UTILITY BUDGET - (continued)

11. APPROPRIATIONS FOR RECREATION UTIL	FCOA	Appropriated				Expended 2022	
		for 2023	for 2022	for 2022 By Emergency Appropriation	Total for 2022 As Modified By All Transfers	Paid or Charged	Reserved
Operating:	xxxxxx	xxxxxxxxxx	xxxxxxxxxx	xxxxxxxxxx	xxxxxxxxxx	xxxxxxxxxx	xxxxxxxxxx
					-		-
					-		-
					-		-
					-		-
					-		-
					-		-
					-		-
					-		-
					-		-
					-		-
					-		-
					-		-
					-		-
					-		-
					-		-
					-		-
					-		-
					-		-
					-		-
					-		-

DEDICATED RECREATION UTILITY BUDGET - (continued)

11. APPROPRIATIONS FOR RECREATION UTIL	FCOA	Appropriated				Expended 2022	
		for 2023	for 2022	for 2022 By Emergency Appropriation	Total for 2022 As Modified By All Transfers	Paid or Charged	Reserved
Operating:	XXXXXX	XXXXXXXXXX	XXXXXXXXXX	XXXXXXXXXX	XXXXXXXXXX	XXXXXXXXXX	XXXXXXXXXX
Salaries & Wages	55-501	572,413.00	571,422.00		571,422.00	478,509.00	12,913.00
Other Expenses	55-502	436,987.00	371,174.00		371,174.00	356,933.00	14,241.00
					-		-
					-		-
					-		-
Capital Improvements:	XXXXXX	XXXXXXXXXX	XXXXXXXXXX	XXXXXXXXXX	XXXXXXXXXX	XXXXXXXXXX	XXXXXXXXXX
Down Payments on Improvements	55-510				-		-
Capital Improvement Fund	55-511			XXXXXXXXXX	-		-
Capital Outlay	55-512				-		-
					-		-
					-		-
Debt Service:	XXXXXX	XXXXXXXXXX	XXXXXXXXXX	XXXXXXXXXX	XXXXXXXXXX	XXXXXXXXXX	XXXXXXXXXX
Payment on Bond Principal	55-520				-		XXXXXXXXXX
Payment on Bond Anticipation Notes & Capital Notes	55-521				-		XXXXXXXXXX
Interest on Bonds	55-522				-		XXXXXXXXXX
Interest on Notes	55-523				-		XXXXXXXXXX
					-		XXXXXXXXXX
					-		XXXXXXXXXX
					-		XXXXXXXXXX

DEDICATED RECREATION UTILITY BUDGET - (continued)

11. APPROPRIATIONS FOR RECREATION UTILITY	FCOA	Appropriated				Expended 2022	
		for 2023	for 2022	for 2022 By Emergency Appropriation	Total for 2022 As Modified By All Transfers	Paid or Charged	Reserved
Deferred Charges and Statutory Expenditures:	XXXXXX	XXXXXXXXXX	XXXXXXXXXX	XXXXXXXXXX	XXXXXXXXXX	XXXXXXXXXX	XXXXXXXXXX
DEFERRED CHARGES:	XXXXXX	XXXXXXXXXX	XXXXXXXXXX	XXXXXXXXXX	XXXXXXXXXX	XXXXXXXXXX	XXXXXXXXXX
Emergency Authorizations	55-530			XXXXXXXXXX	-		XXXXXXXXXX
				XXXXXXXXXX	-		XXXXXXXXXX
				XXXXXXXXXX	-		XXXXXXXXXX
				XXXXXXXXXX	-		XXXXXXXXXX
				XXXXXXXXXX	-		XXXXXXXXXX
STATUTORY EXPENDITURES:	XXXXXX	XXXXXXXXXX	XXXXXXXXXX	XXXXXXXXXX	XXXXXXXXXX	XXXXXXXXXX	XXXXXXXXXX
Contribution To:							
Public Employee's Retirement System	55-540				-		-
Social Security System (O.A.S.I.)	55-541	29,600.00	29,000.00		29,000.00	29,000.00	-
Unemployment Compensation Insurance (N.J.S.A. 43:21-3 et. Seq.)	55-542				-		-
					-		-
					-		-
					-		-
Judgements	55-531				-		XXXXXXXXXX
Deficit in Operations in Prior Years	55-532			XXXXXXXXXX	-		XXXXXXXXXX
Surplus (General Budget)	55-545	75,000.00	75,000.00	XXXXXXXXXX	75,000.00	75,000.00	XXXXXXXXXX
TOTAL RECREATION UTILITY APPROPRIATIONS	55-599	1,114,000.00	1,046,596.00	-	1,046,596.00	939,442.00	27,154.00

DEDICATED ASSESSMENT BUDGET

14. DEDICATED REVENUES FROM	FCOA	Anticipated		Realized in Cash in 2022
		2023	2022	
Assessment Cash	51-101			
		N/A	N/A	
Deficit (General Budget)	51-885			
Total Assessment Revenues	51-899	-	-	-
15. APPROPRIATIONS FOR ASSESSMENT DEBT		Appropriated		Expended 2022 Paid or Charged
		2023	2022	
Payment of Bond Principal	51-920			
Payment of Bond Anticipation Notes	51-925	N/A	N/A	
Total Assessment Appropriations	51-999	-	-	-

DEDICATED ASSESSMENT BUDGET UTILITY

14. DEDICATED REVENUES FROM	FCOA	Anticipated		Realized in Cash in 2022
		2023	2022	
Assessment Cash	52-101			
		N/A	N/A	
Deficit (Utility Budget)	52-885			
Total Utility Assessment Revenues	52-899	-	-	-
15. APPROPRIATIONS FOR ASSESSMENT DEBT		Appropriated		Expended 2022 Paid or Charged
		2023	2022	
Payment of Bond Principal	52-920			
Payment of Bond Anticipation Notes	52-925			
		N/A	N/A	
Total Utility Assessment Appropriations	52-999	-	-	-

DEDICATED ASSESSMENT BUDGET UTILITY

14. DEDICATED REVENUES FROM	FCOA	Anticipated		Realized in Cash in 2022
		2023	2022	
Assessment Cash	53-101			
		N/A	N/A	
Deficit (Utility Budget)	53-885			
Total Utility Assessment Revenues	53-899	-	-	-
15. APPROPRIATIONS FOR ASSESSMENT DEBT		Appropriated		Expended 2022 Paid or Charged
		2023	2022	
Payment of Bond Principal	53-920			
Payment of Bond Anticipation Notes	53-925			
		N/A	N/A	
Total Utility Assessment Appropriations	53-999	-	-	-

Dedication by Rider - (N.J.S.A. 40A: 4-39) dedicated revenues anticipated during the year 2023 from Animal Control State or Federal Aid for Maintenance of Libraries Bequest, Escheat; Construction Code Fees Due Hackensak Meadowlands Development Commission; Outside Employment of Off-Duty Municipal Police Officers; Unemployment Compensation Insurance; Reimbursement of Sale of Gasoline to State Automobiles; State Training Fees - Uniform Construction Code Act; Older Americans Act - Program Contributions; Municipal Alliance on Alcoholism and Drug Abuse - Program Income: Uniform Fire Safety Act Penalty Monies, Municipal Alliance, Self Insurance Programs, Affordable Housing & Community D. Act, Joint Purchasing System, Accumulated Absences, Storm Recovery Trust Fund, Donations Open Space Trust, Animal Shelter Donations, Outside Employment of Off-Duty Municipal Police Officer, Open Space, Recreation, Farmland and Historic Preservation Trust, Glass & Paper Recycling Fees, Recreation Trust Fund, Purchase Fire/First Aid Personal Protection Equipment Donations, NJ sales & Use Tax, Wayne Police Department Equipment, Federal Dept of Treasury Disposal of Forfeiture Funds, Federal D.O.J. Disposal of Forfeiture Funds, Keep Kids Alive Drive 25 Donations, Parking Offenses Adjudication Electrical and Elevator Inspections Contructions Code Fees.

are hereby anticipated as revenue and are hereby appropriated for the purpose to which said revenue is dedicated by statute or other legal requirement."

APPENDIX TO BUDGET STATEMENT

COMPARATIVE STATEMENT OF CURRENT FUND OPERATIONS AND CHANGE IN CURRENT SURPLUS

CURRENT FUND BALANCE SHEET - DECEMBER 31, 2022

ASSETS		
Cash and Investments	1110100	47,349,506.00
Due from State of N.J.(c. 20, P.L. 1961)	1111000	
Federal and State Grants Receivable	1110200	555,396.00
Receivables with Offsetting Reserves:	XXXXXX	XXXXXXXXXX
Taxes Receivable	1110300	2,821,215.00
Tax Title Lien Receivable	1110400	772,407.00
Property Acquired by Tax Title Lien Liquidation	1110500	1,857,900.00
Other Receivables	1110600	34,492.00
Deferred Charges Required to be in 2023 Budget	1110700	-
Deferred Charges Required to be in Budgets Subsequent to 2023	1110800	-
Total Assets	1110900	53,390,916.00

LIABILITIES, RESERVES AND SURPLUS

*Cash Liabilities	2110100	21,430,759.00
Reserves for Receivables	2110200	5,486,014.00
Surplus	2110300	26,474,144.00
Total Liabilities, Reserves and Surplus	XXXXXX	53,390,917.00

School Tax Levy Unpaid	2220170	
Less: School Tax Deferred	2220200	
*Balance Included in Above "Cash Liabilities"	2220300	-

(Important: This appendix must be Included in advertisement of Budget.)

		YEAR 2022	YEAR 2021
Surplus Balance, January 1	2310100	22,836,009.00	22,024,294.00
CURRENT REVENUE ON A CASH BASIS:	XXXXXX	XXXXXXXXXX	XXXXXXXXXX
Current Taxes:*(Percentage Collected 2022: 99.07%, 2021: 98.76%)	2310200	293,949,841.00	292,580,975.00
Delinquent Taxes	2310300	3,348,807.00	2,196,010.00
Other Revenues and Additions to Income	2310400	20,781,416.00	18,532,436.00
Total Funds	2310500	340,916,073.00	335,333,715.00
EXPENDITURES AND TAX REQUIREMENTS:	XXXXXX	XXXXXXXXXX	XXXXXXXXXX
Municipal Appropriations	2310600	80,908,286.00	78,623,647.00
School Taxes (Including Local and Regional)	2310700	163,614,679.00	160,240,763.00
County Taxes (Including Added Tax Amounts)	2310800	68,860,767.00	72,565,443.00
Special District Taxes	2310900	1,058,197.00	1,057,306.00
Other Expenditures and Deductions from Income	2311000		10,547.00
Total Expenditures and Tax Requirements	2311100	314,441,929.00	312,497,706.00
Less: Expenditures to be Raised by Future Taxes	2311200	-	
Total Adjusted Expenditures and Tax Requirements	2311300	314,441,929.00	312,497,706.00
Surplus Balance, December 31	2311400	26,474,144.00	22,836,009.00

*Nearest even percentage may be used

Proposed Use of Current Fund Surplus in 2023 Budget

Surplus Balance, December 31	2311500	26,474,144.00
Current Surplus Anticipated in 2023 Budget	2311600	8,789,600.00
Surplus Balance Remaining	2311700	17,684,544.00

2023

CAPITAL BUDGET AND CAPITAL IMPROVEMENT PROGRAM

This section is included with the Annual Budget pursuant to N.J.A.C. 5:30-4. It does not in itself confer any authorization to raise or expend funds. Rather it is a document used as part of the local unit's planning and management program. Specific authorization to expend funds for purposes described in this section must be granted elsewhere, by a separate bond ordinance, by inclusion of a line item in the Capital Improvement Section of this budget, by an ordinance taking the money from the Capital Improvement Fund, or other lawful means.

CAPITAL BUDGET

- A plan for all capital expenditures for the current fiscal year.

If no Capital Budget is included, check the reason why:

Total capital expenditures this year do not exceed \$25,000, including appropriations for Capital Improvement Fund, Capital Line items and Down Payments on Improvements.

No bond ordinances are planned this year.

CAPITAL IMPROVEMENT PROGRAM

- A multi-year list of planned capital projects, including the current year.

Check appropriate box for number of years covered, including current year:

3 years. (Population under 10,000)

6 years. (Over 10,000 and all county governments)

years exceeding minimum time period.

Check if municipality is under 10,000, has not expended more than \$25,000 annually for capital purposes in immediately previous three years, and is not adopting CIP.

TOWNSHIP OF WAYNE
NARRATIVE FOR CAPITAL IMPROVEMENT PROGRAM

SUMMARY 6 YEAR CAPITAL PROGRAM - TOTAL FUNDING AMOUNTS PER BUDGET YEAR:

2023	10,230,000.00
2024	12,430,000.00
2025	12,655,000.00
2026	7,385,000.00
2027	14,790,000.00
2028	7,830,000.00
TOTAL	65,320,000.00

CAPITAL BUDGET (Current Year Action) 2023

Local Unit

TOWNSHIP OF WAYNE

1 PROJECT TITLE	2 PROJECT NUMBER	3 ESTIMATED TOTAL COST	4 AMOUNTS RESERVED IN PRIOR YEARS	PLANNED FUNDING SERVICES FOR CURRENT YEAR - 2023					6 TO BE FUNDED IN FUTURE YEARS
				5a 2023 Budget Appropriations	5b Capital Improvement Fund	5c Capital Surplus	5d Grants in Aid and Other Funds	5e Debt Authorized	
Road Resurfacing, Curbs And Ada Ramps	GC-1	12,500,000.00			-			-	12,500,000.00
Sidewalk Repairs	GC-2	1,800,000.00			25,000.00			475,000.00	1,300,000.00
DPW Rolling Stock	GC-3	3,220,000.00			50,000.00			950,000.00	2,220,000.00
Traffic Signal Improvements	GC-4	1,600,000.00			5,000.00			95,000.00	1,500,000.00
Paving State Aid	GC-5	2,100,000.00			17,500.00			332,500.00	1,750,000.00
Storm Drain Piping	GC-6	2,800,000.00			40,000.00			760,000.00	2,000,000.00
Software Upgrades	GC-7	150,000.00			-			-	150,000.00
It Equipment Aging And Rotation	MIS-1	600,000.00			5,000.00			95,000.00	500,000.00
IT Exchange & Office 365	MIS-2	600,000.00			5,000.00			95,000.00	500,000.00
AXON BWC & Fleet Replacement	MIS-3	2,000,000.00			-			-	2,000,000.00
IT SAN & ESX Hosts	MIS-4	150,000.00			-			-	150,000.00
IT UPS Batteries	MIS-5	20,000.00			-			-	20,000.00
Radio Infr. Hardware Maintnc. & Equip Refresh	MIS-6	3,000,000.00			-			-	3,000,000.00
Sewer Plant SCADA Upgrade	MIS-7	50,000.00			-			-	50,000.00
Scba,Pass Alarm,Radio	FC-1	900,000.00			7,500.00			142,500.00	750,000.00
Gear Replacement	FC-2	480,000.00			4,000.00			76,000.00	400,000.00
Truck 2	FC-3	1,500,000.00			75,000.00			1,425,000.00	-
Srt 414	FC-4	800,000.00			-			-	800,000.00
TOTAL - THIS PAGE	XXXXX	34,270,000.00	-	-	234,000.00	-	-	4,446,000.00	29,590,000.00

**CAPITAL BUDGET (Current Year Action)
2023**

Local Unit

TOWNSHIP OF WAYNE

1 PROJECT TITLE	2 PROJECT NUMBER	3 ESTIMATED TOTAL COST	4 AMOUNTS RESERVED IN PRIOR YEARS	PLANNED FUNDING SERVICES FOR CURRENT YEAR - 2023					6 TO BE FUNDED IN FUTURE YEARS
				5a 2023 Budget Appropriations	5b Capital Improvement Fund	5c Capital Surplus	5d Grants in Aid and Other Funds	5e Debt Authorized	
Engine 3-2	FC-5	1,025,000.00			8,750.00			166,250.00	850,000.00
Engine 3-5	FC-6	975,000.00			11,250.00			213,750.00	750,000.00
Engine 1-2	FC-7	975,000.00			6,250.00			118,750.00	850,000.00
Engine 5-2	FC-8	1,300,000.00			22,500.00			427,500.00	850,000.00
Fire Apparatus	FC-9	925,000.00			3,750.00			71,250.00	850,000.00
Fire Mct	FC-10	100,000.00			2,500.00			47,500.00	50,000.00
Srt 413	FC-11	230,000.00			2,250.00			42,750.00	185,000.00
Thermal Img Cameras	FC-12	50,000.00			2,500.00			47,500.00	-
Parks and Forestry Trucks	PF-1	160,000.00			8,000.00			152,000.00	-
Centralized Record Imaging Repository	C-1	400,000.00			20,000.00			380,000.00	-
Water Main Replacement	WC-1	4,450,000.00			25,000.00			475,000.00	3,950,000.00
Pump Station Improvement	WC-2	2,000,000.00			25,000.00			475,000.00	1,500,000.00
Scada	WC-3	100,000.00			5,000.00			95,000.00	-
Water Tank Painting/Repairs	WC-4	1,400,000.00			20,000.00			380,000.00	1,000,000.00
Valve Replacement	WC-5	300,000.00			-			-	300,000.00
Rolling Stock	WC-6	1,100,000.00			12,500.00			237,500.00	850,000.00
Sewer Main Replacement	SC-1	2,400,000.00			20,000.00			380,000.00	2,000,000.00
Pump Station Improvements	SC-2	3,550,000.00			-			-	3,550,000.00
TOTAL - THIS PAGE	XXXXX	21,440,000.00	-	-	195,250.00	-	-	3,709,750.00	17,535,000.00

C - 3

CAPITAL BUDGET (Current Year Action) 2023

Local Unit

TOWNSHIP OF WAYNE

1 PROJECT TITLE	2 PROJECT NUMBER	3 ESTIMATED TOTAL COST	4 AMOUNTS RESERVED IN PRIOR YEARS	PLANNED FUNDING SERVICES FOR CURRENT YEAR - 2023					6 TO BE FUNDED IN FUTURE YEARS
				5a 2023 Budget Appropriations	5b Capital Improvement Fund	5c Capital Surplus	5d Grants in Aid and Other Funds	5e Debt Authorized	
Manhole Rehabilitation	SC-3	150,000.00							150,000.00
Scada	SC-4	500,000.00							500,000.00
James W. Roe Memorial Pool - Various Improvements	PR-1	840,000.00							840,000.00
Municipal Tennis Courts - Various Improvements	PR-2	415,000.00							415,000.00
North Cove Park - Various Improvements	PR-3	2,125,000.00							2,125,000.00
Waks Memorial Park - Various Improvements	PR-4	1,210,000.00							1,210,000.00
Captain Kilroy Park - Various Improvements	PR-5	3,120,000.00							3,120,000.00
Valt Memorial Park - Playground	PR-6	175,000.00							175,000.00
Boulevard Park Playground Replacement	PR-7	125,000.00							125,000.00
Minnisink Park Playground Replacement	PR-8	175,000.00							175,000.00
Rumana Park - Playground Replacement	PR-9	200,000.00							200,000.00
Carey Arthur Park Playground	PR-10	200,000.00							200,000.00
Replace Vehicle #481 - Township Bus	PR-11	225,000.00							225,000.00
Terhune Memorial Park Improvements	PR-12	150,000.00							150,000.00
		-							-
		-							-
		-							-
		-							-
TOTAL - ALL PROJECTS	XXXXX	65,320,000.00	-	-	429,250.00	-	-	8,155,750.00	56,735,000.00

6 YEAR CAPITAL PROGRAM - 2023 to 2028 ANTICIPATED PROJECT SCHEDULE AND FUNDING REQUIREMENTS

Local Unit

TOWNSHIP OF WAYNE

1 PROJECT TITLE	2 PROJECT NUMBER	3 ESTIMATED TOTAL COST	4 Estimated Completion Time	FUNDING AMOUNTS PER BUDGET YEAR					
				5a 2023	5b 2024	5c 2025	5d 2026	5e 2027	5f 2028
Road Resurfacing, Curbs And Ada Ramps	GC-1	12,500,000.00	2028		2,500,000.00	2,500,000.00	2,500,000.00	2,500,000.00	2,500,000.00
Sidewalk Repairs	GC-2	1,800,000.00	2028	500,000.00	100,000.00	500,000.00	100,000.00	500,000.00	100,000.00
DPW Rolling Stock	GC-3	3,220,000.00	2028	1,000,000.00	600,000.00	600,000.00	360,000.00	360,000.00	300,000.00
Traffic Signal Improvements	GC-4	1,600,000.00	2028	100,000.00	800,000.00	400,000.00	100,000.00	100,000.00	100,000.00
Paving State Aid	GC-5	2,100,000.00	2028	350,000.00	350,000.00	350,000.00	350,000.00	350,000.00	350,000.00
Storm Drain Piping	GC-6	2,800,000.00	2028	800,000.00	200,000.00	800,000.00		200,000.00	800,000.00
Software Upgrades	GC-7	150,000.00	2028		50,000.00		50,000.00		50,000.00
It Equipment Aging And Rotation	MIS-1	600,000.00	2028	100,000.00	100,000.00	100,000.00	100,000.00	100,000.00	100,000.00
IT Exchange & Office 365	MIS-2	600,000.00	2028	100,000.00	100,000.00	100,000.00	100,000.00	100,000.00	100,000.00
AXON BWC & Fleet Replacement	MIS-3	2,000,000.00	2027					2,000,000.00	
IT SAN & ESX Hosts	MIS-4	150,000.00	2024		150,000.00				
IT UPS Batteries	MIS-5	20,000.00	2024		20,000.00				
Radio Infr. Hardware Maintnc. & Equip Refresh	MIS-6	3,000,000.00	2027					3,000,000.00	
Sewer Plant SCADA Upgrade	MIS-7	50,000.00	2027					50,000.00	
Scba,Pass Alarm,Radio	FC-1	900,000.00	2028	150,000.00	150,000.00	150,000.00	150,000.00	150,000.00	150,000.00
Gear Replacement	FC-2	480,000.00	2028	80,000.00	80,000.00	80,000.00	80,000.00	80,000.00	80,000.00
Truck 2	FC-3	1,500,000.00	2023	1,500,000.00					
Srt 414	FC-4	800,000.00	2024		800,000.00				
TOTAL - THIS PAGE	XXXXX	34,270,000.00	XXXXXXXXXX	4,680,000.00	6,000,000.00	5,580,000.00	3,890,000.00	9,490,000.00	4,630,000.00

6 YEAR CAPITAL PROGRAM - 2023 to 2028 ANTICIPATED PROJECT SCHEDULE AND FUNDING REQUIREMENTS

Local Unit

TOWNSHIP OF WAYNE

1 PROJECT TITLE	2 PROJECT NUMBER	3 ESTIMATED TOTAL COST	4 Estimated Completion Time	FUNDING AMOUNTS PER BUDGET YEAR					
				5a 2023	5b 2024	5c 2025	5d 2026	5e 2027	5f 2028
Engine 3-2	FC-5	1,025,000.00	2024	175,000.00	850,000.00				
Engine 3-5	FC-6	975,000.00	2025	225,000.00		750,000.00			
Engine 1-2	FC-7	975,000.00	2025	125,000.00		850,000.00			
Engine 5-2	FC-8	1,300,000.00	2026	450,000.00			850,000.00		
Fire Apparatus	FC-9	925,000.00	2027	75,000.00				850,000.00	
Fire Mct	FC-10	100,000.00	2024	50,000.00	50,000.00				
Srt 413	FC-11	230,000.00	2026	45,000.00			185,000.00		
Thermal Img Cameras	FC-12	50,000.00	2023	50,000.00					
Parks and Forestry Trucks	PF-1	160,000.00	2023	160,000.00					
Centralized Record Imaging Repository	C-1	400,000.00	2023	400,000.00					
Water Main Replacement	WC-1	4,450,000.00	2028	500,000.00	750,000.00	800,000.00	800,000.00	800,000.00	800,000.00
Pump Station Improvement	WC-2	2,000,000.00	2027	500,000.00		1,000,000.00		500,000.00	
Scada	WC-3	100,000.00	2023	100,000.00					
Water Tank Painting/Repairs	WC-4	1,400,000.00	2028	400,000.00	400,000.00	400,000.00	100,000.00		100,000.00
Valve Replacement	WC-5	300,000.00	2026		100,000.00		200,000.00		
Rolling Stock	WC-6	1,100,000.00	2028	250,000.00	150,000.00	150,000.00	200,000.00	150,000.00	200,000.00
Sewer Main Replacement	SC-1	2,400,000.00	2028	400,000.00	400,000.00	400,000.00	400,000.00	400,000.00	400,000.00
Pump Station Improvements	SC-2	3,550,000.00	2028		350,000.00	2,000,000.00		800,000.00	400,000.00
TOTAL - THIS PAGE	XXXXX	21,440,000.00	XXXXXXXXXX	3,905,000.00	3,050,000.00	6,350,000.00	2,735,000.00	3,500,000.00	1,900,000.00

6 YEAR CAPITAL PROGRAM - 2023 to 2028 ANTICIPATED PROJECT SCHEDULE AND FUNDING REQUIREMENTS

Local Unit

TOWNSHIP OF WAYNE

1 PROJECT TITLE	2 PROJECT NUMBER	3 ESTIMATED TOTAL COST	4 Estimated Completion Time	FUNDING AMOUNTS PER BUDGET YEAR					
				5a 2023	5b 2024	5c 2025	5d 2026	5e 2027	5f 2028
Manhole Rehabilitation	SC-3	150,000.00	2027	50,000.00		50,000.00		50,000.00	
Scada	SC-4	500,000.00	2027					500,000.00	
James W. Roe Memorial Pool - Various Improvements	PR-1	840,000.00	2028	350,000.00	90,000.00				400,000.00
Municipal Tennis Courts - Various Improvements	PR-2	415,000.00	2024	125,000.00	290,000.00				
North Cove Park - Various Improvements	PR-3	2,125,000.00	2028			125,000.00	500,000.00	750,000.00	750,000.00
Waks Memorial Park - Various Improvements	PR-4	1,210,000.00	2028	900,000.00		250,000.00	60,000.00		
Captain Kilroy Park - Various Improvements	PR-5	3,120,000.00	2027	45,000.00	3,000,000.00			75,000.00	
Valt Memorial Park - Playground	PR-6	175,000.00	2023	175,000.00					
Boulevard Park Playground Replacement	PR-7	125,000.00	2025			125,000.00			
Minnisink Park Playground Replacement	PR-8	175,000.00	2025			175,000.00			
Rumana Park - Playground Replacement	PR-9	200,000.00	2026				200,000.00		
Carey Arthur Park Playground	PR-10	200,000.00	2027					200,000.00	
Replace Vehicle #481 - Township Bus	PR-11	225,000.00	2027					225,000.00	
Terhune Memorial Park Improvements	PR-12	150,000.00	2028						150,000.00
		-							
		-							
		-							
		-							
TOTAL - ALL PROJECTS	XXXXX	65,320,000.00	XXXXXXXXXX	10,230,000.00	12,430,000.00	12,655,000.00	7,385,000.00	14,790,000.00	7,830,000.00

**6 YEAR CAPITAL PROGRAM - 2023 to 2028
SUMMARY OF ANTICIPATED FUNDING SOURCES AND AMOUNTS**

Local Unit

TOWNSHIP OF WAYNE

1 Project Title	2 Estimated Total Costs	BUDGET APPROPRIATIONS		4 Capital Improvement Fund	5 Capital Surplus	6 Grants - in - Aid and Other Funds	BONDS AND NOTES			
		3a Current Year 2023	3b Future Years				7a General	7b Self Liquidating	7c Assessment	7d School
Road Resurfacing, Curbs And Ada Ramps	12,500,000.00	-	12,500,000.00	-			-			
Sidewalk Repairs	1,800,000.00	500,000.00	1,300,000.00	25,000.00			475,000.00			
DPW Rolling Stock	3,220,000.00	1,000,000.00	2,220,000.00	50,000.00			950,000.00			
Traffic Signal Improvements	1,600,000.00	100,000.00	1,500,000.00	5,000.00			95,000.00			
Paving State Aid	2,100,000.00	350,000.00	1,750,000.00	17,500.00			332,500.00			
Storm Drain Piping	2,800,000.00	800,000.00	2,000,000.00	40,000.00			760,000.00			
Software Upgrades	150,000.00	-	150,000.00	-			-			
It Equipment Aging And Rotation	600,000.00	100,000.00	500,000.00	5,000.00			95,000.00			
IT Exchange & Office 365	600,000.00	100,000.00	500,000.00	5,000.00			95,000.00			
AXON BWC & Fleet Replacement	2,000,000.00	-	2,000,000.00	-			-			
IT SAN & ESX Hosts	150,000.00	-	150,000.00	-			-			
IT UPS Batteries	20,000.00	-	20,000.00	-			-			
Radio Infr. Hardware Maintnc. & Equip Refresh	3,000,000.00	-	3,000,000.00	-			-			
Sewer Plant SCADA Upgrade	50,000.00	-	50,000.00	-			-			
Scba,Pass Alarm,Radio	900,000.00	150,000.00	750,000.00	7,500.00			142,500.00			
Gear Replacement	480,000.00	80,000.00	400,000.00	4,000.00			76,000.00			
Truck 2	1,500,000.00	1,500,000.00	-	75,000.00			1,425,000.00			
Srt 414	800,000.00	-	800,000.00	-			-			
TOTAL - THIS PAGE	34,270,000.00	4,680,000.00	29,590,000.00	234,000.00	-	-	4,446,000.00	-	-	-

**6 YEAR CAPITAL PROGRAM - 2023 to 2028
SUMMARY OF ANTICIPATED FUNDING SOURCES AND AMOUNTS**

Local Unit

TOWNSHIP OF WAYNE

1 Project Title	2 Estimated Total Costs	BUDGET APPROPRIATIONS		4 Capital Improvement Fund	5 Capital Surplus	6 Grants - in - Aid and Other Funds	BONDS AND NOTES			
		3a Current Year 2023	3b Future Years				7a General	7b Self Liquidating	7c Assessment	7d School
Engine 3-2	1,025,000.00	175,000.00	850,000.00	8,750.00			166,250.00			
Engine 3-5	975,000.00	225,000.00	750,000.00	11,250.00			213,750.00			
Engine 1-2	975,000.00	125,000.00	850,000.00	6,250.00			118,750.00			
Engine 5-2	1,300,000.00	450,000.00	850,000.00	22,500.00			427,500.00			
Fire Apparatus	925,000.00	75,000.00	850,000.00	3,750.00			71,250.00			
Fire Mct	100,000.00	50,000.00	50,000.00	2,500.00			47,500.00			
Srt 413	230,000.00	45,000.00	185,000.00	2,250.00			42,750.00			
Thermal Img Cameras	50,000.00	50,000.00	-	2,500.00			47,500.00			
Parks and Forestry Trucks	160,000.00	160,000.00	-	8,000.00			152,000.00			
Centralized Record Imaging Repository	400,000.00	400,000.00	-	20,000.00			380,000.00			
Water Main Replacement	4,450,000.00	500,000.00	3,950,000.00	25,000.00			475,000.00			
Pump Station Improvement	2,000,000.00	500,000.00	1,500,000.00	25,000.00			475,000.00			
Scada	100,000.00	100,000.00	-	5,000.00			95,000.00			
Water Tank Painting/Repairs	1,400,000.00	400,000.00	1,000,000.00	20,000.00			380,000.00			
Valve Replacement	300,000.00	-	300,000.00	-			-			
Rolling Stock	1,100,000.00	250,000.00	850,000.00	12,500.00			237,500.00			
Sewer Main Replacement	2,400,000.00	400,000.00	2,000,000.00	20,000.00			380,000.00			
Pump Station Improvements	3,550,000.00	-	3,550,000.00	-			-			
TOTAL - THIS PAGE	21,440,000.00	3,905,000.00	17,535,000.00	195,250.00	-	-	3,709,750.00	-	-	-

**6 YEAR CAPITAL PROGRAM - 2023 to 2028
SUMMARY OF ANTICIPATED FUNDING SOURCES AND AMOUNTS**

Local Unit

TOWNSHIP OF WAYNE

1 Project Title	2 Estimated Total Costs	BUDGET APPROPRIATIONS		4 Capital Improvement Fund	5 Capital Surplus	6 Grants - in - Aid and Other Funds	BONDS AND NOTES			
		3a Current Year 2023	3b Future Years				7a General	7b Self Liquidating	7c Assessment	7d School
Manhole Rehabilitation	150,000.00	50,000.00	100,000.00	2,500.00			47,500.00			
Scada	500,000.00	-	500,000.00	-			-			
James W. Roe Memorial Pool - Various Improvements	840,000.00	350,000.00	490,000.00	17,500.00			332,500.00			
Municipal Tennis Courts - Various Improvements	415,000.00	125,000.00	290,000.00	6,250.00			118,750.00			
North Cove Park - Various Improvements	2,125,000.00	-	2,125,000.00	-			-			
Waks Memorial Park - Various Improvements	1,210,000.00	900,000.00	310,000.00	45,000.00			855,000.00			
Captain Kilroy Park - Various Improvements	3,120,000.00	45,000.00	3,075,000.00	2,250.00			42,750.00			
Valt Memorial Park - Playground	175,000.00	175,000.00	-	8,750.00			166,250.00			
Boulevard Park Playground Replacement	125,000.00	-	125,000.00	-			-			
Minnisink Park Playground Replacement	175,000.00	-	175,000.00	-			-			
Rumana Park - Playground Replacement	200,000.00	-	200,000.00	-			-			
Carey Arthur Park Playground	200,000.00	-	200,000.00	-			-			
Replace Vehicle #481 - Township Bus	225,000.00	-	225,000.00	-			-			
Terhune Memorial Park Improvements	150,000.00	-	150,000.00	-			-			
	-	-	-	-			-			
	-	-	-	-			-			
	-	-	-	-			-			
TOTAL - ALL PROJECTS	65,320,000.00	10,230,000.00	55,090,000.00	511,500.00	-	-	9,718,500.00	-	-	-

SECTION 2 - UPON ADOPTION FOR YEAR 2023

RESOLUTION

Be it Resolved by the COUNCIL MEMBERS of the TOWNSHIP
of WAYNE, County of PASSAIC that the budget hereinbefore set forth is hereby
adopted and shall constitute an appropriation for the purposes stated of the sums therein set forth as appropriations, and authorization of the amount of:

- (a) \$ 64,184,457.00 (Item 2 below) for municipal purposes, and
- (b) \$ - (Item 3 below) for school purposes in Type I School Districts only (N.J.S.A. 18A:9-2) to be raised by taxation and,
- (c) \$ - (Item 4 below) to be added to the certificate of amount to be raised by taxation for local school purposes in
Type II School Districts only (N.J.S.A. 18A:9-3) and certification to the County Board of Taxation of
the following summary of general revenues and appropriations.
- (d) \$ 1,056,716.00 (Sheet 43) Open Space, Recreation, Farmland and Historic Preservation Trust Fund Levy
- (e) \$ - (Sheet 44) Arts and Culture Trust Fund Levy
- (f) \$ 3,920,919.00 (Item 5 Below) Minimum Library Tax

RECORDED VOTE
(Insert last name)

	Ayes DeStefano Ettman Jasterzbski Varano Mazzei	Nays Ritter Sadowski Scuralli		Abstained
				Absent Sasso

SUMMARY OF REVENUES

1. General Revenues			
Surplus Anticipated	08-100		\$ 8,789,600.00
Miscellaneous Revenues Anticipated	13-099		\$ 15,546,735.00
Receipts from Delinquent Taxes	15-499		\$ 2,100,000.00
2. AMOUNT TO BE RAISED BY TAXATION FOR MUNICIPAL PURPOSED (Item 6(a), Sheet 11)	07-190		\$ 64,184,457.00
3. AMOUNT TO BE RAISED BY TAXATION FOR <u>SCHOOLS IN TYPE I SCHOOL DISTRICTS ONLY:</u>			
Item 6, Sheet 42	07-195	\$	-
Item 6(b), Sheet 11 (N.J.S.A. 40A:4-14)	07-191	\$	-
TOTAL AMOUNT TO BE RAISED BY TAXATION FOR SCHOOLS IN TYPE I SCHOOL DISTRICTS ONLY			\$ -
4. To Be Added TO THE CERTIFICATE FOR THE AMOUNT TO BE RAISED BY TAXATION FOR <u>SCHOOLS IN TYPE II SCHOOL DISTRICTS ONLY:</u>			
Item 6(b), Sheet 11 (N.J.S.A. 40A:4-14)	07-191		
5. AMOUNT TO BE RAISED BY TAXATION MINIMUM LIBRARY TAX	07-192		\$ 3,920,919.00
Total Revenues	13-299		\$ 94,541,711.00

SUMMARY OF APPROPRIATIONS

5. GENERAL APPROPRIATIONS:	XXXXXX	XXXXXXXXXXXXXXXXXX
Within "CAPS"	XXXXXX	XXXXXXXXXXXXXXXXXX
(a & b) Operations Including Contingent	34-201	\$ 61,279,446.00
(e) Deferred Charges and Statutory Expenditures - Municipal	34-209	\$ 8,032,872.00
(g) Cash Deficit	46-885	\$ -
Excluded from "CAPS"	XXXXXX	XXXXXXXXXXXXXXXXXX
(a) Operations - Total Operations Excluded from "CAPS"	34-305	\$ 9,016,965.00
(c) Capital Improvements	44-999	\$ 582,594.00
(d) Municipal Debt Service	45-999	\$ 8,536,454.00
(e) Deferred Charges - Municipal	46-999	\$ 143,380.00
(f) Judgments	37-480	\$ -
(n) Transferred to Board of Education for Use of Local Schools (N.J.S.A. 40:48-17.1 & 17.3)	29-405	\$ -
(g) Cash Deficit	46-885	\$ -
(k) For Local District School Purposes	29-410	\$ -
(m) Reserve for Uncollected Taxes	50-899	\$ 6,950,000.00
6. SCHOOL APPROPRIATIONS - TYPE I SCHOOL DISTRICT ONLY (N.J.S.A. 40A:4-13)	07-195	
Total Appropriations	34-499	\$ 94,541,711.00

It is hereby certified that the within budget is a true copy of the budget finally adopted by resolution of the Governing Body on the 17 day of May, 2023. It is further certified that each item of revenue and appropriation is set forth in the same amount and by the same title as appeared in the 2023 approved budget and all amendments thereto, if any, which have been previously approved by the Director of Local Government Services.

Certified by me this 8 day of June, 2023, _____, Clerk

Signature

TOWNSHIP OF WAYNE

OPEN SPACE, RECREATION, FARMLAND AND HISTORIC PRESERVATION TRUST FUND

DEDICATED REVENUES FROM TRUST FUND	FCOA	Anticipated		Realized in Cash in 2022	APPROPRIATIONS	FCOA	Appropriated		Expended 2022	
		2023	2022				for 2023	for 2022	Paid or Charged	Reserved
Amount to be Raised By Taxation	54-190	1,056,716.00	1,055,826.00	1,055,826.00	Development of Lands for Recreation and Conservation:		xxxxxxxxxx	xxxxxxxxxx	xxxxxxxxxx	xxxxxxxxxx
					Salaries & Wages	54-385-1		-		-
Interest Income	54-113	4,000.00	4,000.00	20,592.56	Other Expenses	54-385-2	203,716.00	182,426.00	115,344.53	67,081.47
					Maintenance of Lands for Recreation and Conservation:		xxxxxxxxxx	xxxxxxxxxx	xxxxxxxxxx	xxxxxxxxxx
Reserve Funds:	54-101	-	-	-	Salaries & Wages	54-375-1	-	-	-	-
					Other Expenses	54-372-2	-	-	-	-
					Historic Preservation:		xxxxxxxxxx	xxxxxxxxxx	xxxxxxxxxx	xxxxxxxxxx
					Salaries & Wages	54-176-1	-	-	-	-
					Other Expenses	54-176-2	-	-	-	-
					Acquisition of Lands for Recreation and Conservation	54-915-2	50,000.00	50,000.00	-	50,000.00
Total Trust Fund Revenues:	54-299	1,060,716.00	1,059,826.00	1,076,418.56	Acquisition of Farmland	54-916-2				-
Summary of Program					Down Payments on Improvements	54-902-2	350,000.00	350,000.00	-	350,000.00
					Year Referendum Passed/Implemented: 11/4/2003 (Date)					Debt Service:
Rate Assessed:		\$	0.0200	Payment of Bond Principal						54-920-2
Total Tax Collected to date:		\$		Payment of Bond Anticipation Notes and Capital Notes	54-925-2	-	-	-	xxxxxxxxxx	
Total Expended to date:		\$		Interest on Bonds	54-930-2	77,000.00	92,400.00	92,400.00	xxxxxxxxxx	
Total Acreage Preserved to date:			(Acres)	Interest on Notes	54-935-2	-	-	-	xxxxxxxxxx	
Recreation land preserved in 2022:			(Acres)	Reserve for Future Use	54-950-2	-	-	-	-	
Farmland preserved in 2022:			(Acres)	Total Trust Fund Appropriations:	54-499	1,060,716.00	1,059,826.00	592,744.53	467,081.47	

**Annual List of Change Orders Approved
Pursuant to N.J.A.C. 5:30-11**

Contracting Unit: TOWNSHIP OF WAYNE

Year Ending: December 31, 2022

The following is a complete list of all change orders which caused the originally awarded contract price to be exceeded by more than 20 percent. For regulatory details please consult N.J.A.C. 5:30-11.1 et seq. Please identify each change order by name of the project.

NEW PRINCE CONCRETE CONSTRUCTION CO., INC. FOR WEST BELT PARKWAY RESURFACING	295-2022	24.33%
DOWNES TREE SERVICE CO., INC. FOR TREE REMOVAL SERVICES	333-2022	75.10%

For each change order listed above, submit with introduced budget a copy of the governing body resolution authorizing the change order and an Affidavit of Publication for the newspaper notice required by N.J.A.C. 5:30-11.9(d). (Affidavit must include a copy of the newspaper notice.)

If you have not had a change order exceeding the 20 percent threshold for the year indicated above, please check here and certify below.

Date

Clerk of the Governing Body